



Bujía de Encendido



CATÁLOGO AUTOMOTRIZ VENEZUELA.

# **BUILT** WITH **DENSO**



**AMERICANO**

**EUROPEO**


**ASIÁTICO**

*Desde hace más de **50 años**,  
cuando los **52 principales**  
fabricantes de autos del mundo  
construyen sus vehículos. Los construyen  
con **DENSO**.*

**DENSO**

[www.densoautoparts.com](http://www.densoautoparts.com)

# DENSO®



## DISEÑO SÓLIDO Y CONSTRUCCIÓN EXCEPCIONAL

**Aislante hecho de un compuesto de polvo de alúmina purificado**  
Proporciona resistencia dieléctrica excepcional y conductividad térmica, lo cual hace que el material soporte esfuerzos extremos.

**Diseño de cinco nervaduras**  
El diseño de cinco nervaduras previene la descarga disruptiva y reduce la pérdida de voltaje.

**Electrodo central con núcleo de cobre**  
Garantiza una mayor conductividad térmica.


**Roscas mecanizadas**  
Para montaje y desmontaje sin problemas. Evita el atascamiento o el daño de la rosca de las bujías de chispa al quitarlas.

**Junta de vidrio y cobre**  
Une el electrodo central con el aislante para formar una junta hermética al gas. Mantiene un calor adecuado y excluye los gases calientes de la combustión.

**100% probadas**  
TODAS las bujías DENSO son 100% probadas a fin de garantizar la mayor calidad posible.

**Electrodo de masa con ranura en U**  
Esta ranura en U permite que la chispa llene la luz formada por la U. La chispa desarrolla un destello mayor y más caliente, de manera tal que la combustión es más completa.



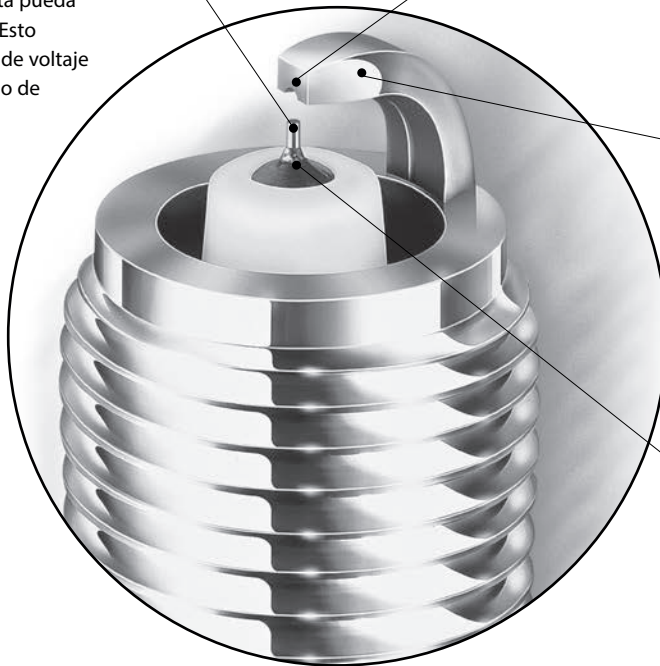


## IRIDIUM POWER®

El principal diseño de esta nueva generación de bujías conserva las características cuya eficacia ya se ha comprobado, que se usan en los productos de equipos originales de DENSO y combina una revolucionaria aleación de iridio con tecnología de soldadura por láser que permite que DENSO aproveche la fuerza del iridio.

### ELECTRODO DE IRIDIO DE 0.4 MM DE DIÁMETRO

El uso de iridio lo cual es, 6 veces más duro y 8 veces más fuerte que el platino, hace que la punta pueda encogerse a solo 0.4 mm. Esto significa que los requisitos de voltaje disminuyen y el desempeño de encendido aumenta.



### RANURA EN U

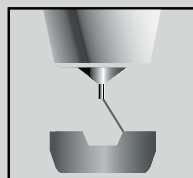
En la parte interna del electrodo de masa se ha cortado una ranura en U a fin de mantener la gran cantidad de espacio requerida para formar el núcleo de una llama. Mientras mantiene bajo el nivel de voltaje requerido, esta tecnología permite un excelente desempeño de encendido sin aumentar la luz de la chispa.

### CORTE CÓNICO

La punta del electrodo de masa se ha cortado en forma de cono. Esto aumenta en gran medida el desempeño de encendido mediante reducción del enfriamiento.

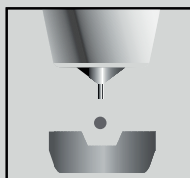
### SOLDADURA CON LÁSER DE 360°

La extrema dureza y el elevado punto de fusión del iridio impedian el uso de este increíble metal hasta que DENSO perfeccionó el proceso de soldadura con láser, que permite obtener un sellado seguro de 360° de modo que el electrodo resista el desgaste incluso bajo las condiciones más severas.



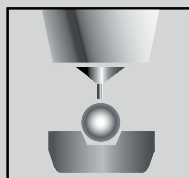
#### 1 Chispa

La chispa inicial ocurre en el punto más cercano en que pueda producir una descarga con facilidad.



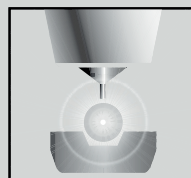
#### 2 Generación del núcleo de la llama

El núcleo de la llama se crea dentro de la ranura en U a medida que la carga activa la mezcla de aire/combustible.




#### 3 Crecimiento del núcleo de la llama

La llama crece en forma simétrica dentro de la ranura en U.



#### 4 Encendido

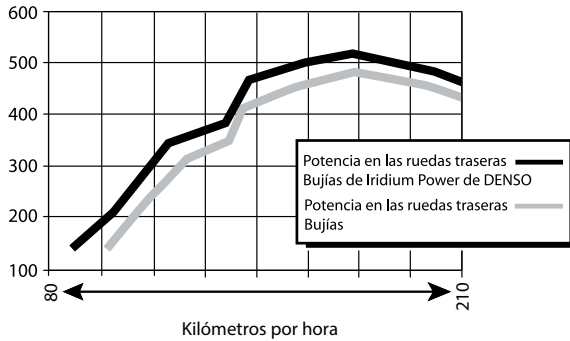
El crecimiento del carbón ardiente se acelera y, finalmente, la llama se expande en forma de combustión explosiva.



## IRIDIUM POWER®

POTENCIA DE CABALLOS CORREGIDA POR LA SOCIEDAD DE INGENIEROS AUTOMOTRICES (SAE, POR SUS SIGLA EN INGLÉS)

**BUJÍAS DENSO IRIDIUM POWER VS. BUJÍAS ESTANDARES**  
HONDA 1.8 LITROS



Prueba realizada en un dinamómetro Dyno Jet en JG Engine Dynos

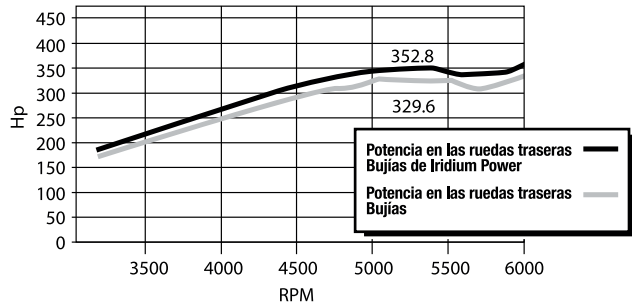
### DINAMÓMETRO PARA IMPORTADOS EN EE. UU.

El electrodo de masa con ranura en U y el electrodo central de 0.4 mm de diámetro patentados otorgan a la bujía. DENSO Iridium Power un mejor desempeño de ignición. El resultado es una mayor potencia y torque. El gráfico de la izquierda ilustra el aumento de potencia corregida por la SAE versus una bujía estandares de un motor de competición 1.8 L Honda Civic 1994. Se logró un aumento de 15 caballos de fuerza a más de 177 kilómetros por hora.

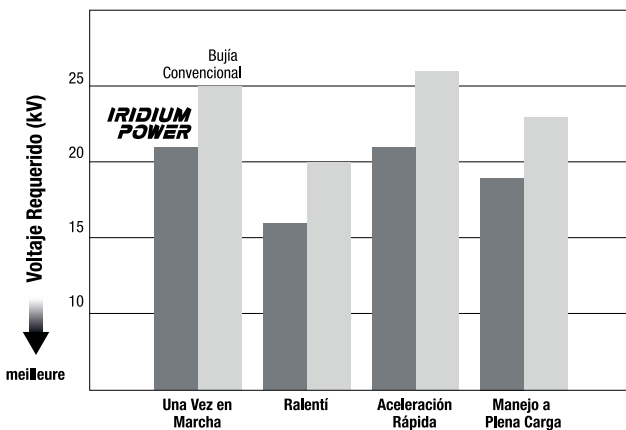
### DINAMÓMETRO PARA DOMESTICOS EN EE. UU.

Al contar con una punta de electrodo central soldada con láser a 360°, cuyo punto de fusión supera los 4,000 °F, la bujía DENSO Iridium Power es la bujía de máximo rendimiento, tanto en las condiciones más extremas de carrera como en la marcha diaria del manejo cotidiano. El gráfico de la derecha brinda un ejemplo de la potencia obtenida en un Ford Mustang Bullitt GT 2001 sobrecargado. En esta prueba, se obtuvo una potencia de 23 caballos de fuerza a 5,500 rpm.

**BUJÍAS DENSO IRIDIUM POWER VS. BUJÍAS ESTANDARES**  
FORD MUSTANG BULLITT GT 2001



Prueba realizada en un dinamómetro Superfluo en Westech Performance Group



### VOLTAJE REQUERIDO DE IRIDIUM POWER®


El electrodo central ultrafino de 0.4 mm de diámetro reduce los requisitos de voltaje.

Recientemente, ha habido una tendencia hacia el aumento de la relación de compresión para incrementar la potencia de los motores. El voltaje requerido de las bujías debe aumentar para adecuarse a las mayores relaciones de compresión.

En el peor de los casos, la chispa se detiene cuando el motor está encendido. Al reducir el electrodo central a 0.4 mm, como ocurre en las bujías Iridium Power, el voltaje requerido también disminuye y elimina la falla de chispa, lo cual hace que las bujías DENSO Iridium Power sean la mejor elección para los motores de alto rendimiento.

El gráfico de la izquierda brinda ejemplos de mediciones del voltaje requerido para bujías Iridium Power y bujías estandares.

El voltaje requerido para bujías Iridium Power es entre 3 y 5 kv menos que las bujías estandares.



## NÚMEROS DE PIEZA

W		16				E	X	R	-U	11			
Tamaño de la rosca (mm) x tamaño hexagonal (pulgadas)		Rangos térmicos				Largo de la rosca	Diseño especial	Construcción interna	Configuración especial de la luz	Luz de bujía			
M	18 x 1" (alcance 12 mm)	DENSO	NGK	CHAMPION	BOSCH	A	2	R	-A	5			
L	18 x 7/8" (alcance 12 mm)											-B	8
MA	18 x 13/16" (asiento cónico, alcance 12 mm)											-C	9
J*	14 x 13/16" (bujía extendida)					9	2	18	10	B	3	-GL	10
K*	14 x 5/8" (bujía extendida hexagonal pequeña)					14	4	16.14	9	C	4	-L	11
KI*	14 x 5/8" (bujía extendida hexagonal pequeña)					16	5	12.11	8	D	4	-M	13
P*	14 x 13/16" (bujía de platino)					20	6	10.9	7.6	E	5	-N	14
Q*	14 x 5/8" (bujía hexagonal pequeña)					22	7	8.7	5	F	5	-P	15
QI*	15 x 5/8" (bujía extendida hexagonal pequeña)					24	8	6.63.61	4	FE	5	-S	20
S	0,7 mm de diámetro de iridio					27	9	4.59	3	G	5	-TP	
S	14 x 13/16" (bujía de luz superficial para RE)					29	9,5	57		H	5	-U	
T	14 x 5/8" (asiento cónico)					31	10	55	2	M	5	-US	
TR <sup>Δ</sup>	14 x 13/16" (para motores marítimos)					32	10,5	53		N	5	-V	
W*	14 x 13/16", 14 x 19,0 (tipo compacto)					34	11			V	5	-ZU	
X*	12 x 11/16"					35	11,5			Ninguno			
XU*	12 x 5/8"									9,5 mm			
U*	10 x 5/8"					11,2 mm							
U	10 x 9/16" (U20M-U solamente)					3/4" (cubierta 3,0)							
Y*	8 x 12"					21,5 mm							
Z	0,55 mm de diámetro de iridio					Ninguno (asiento cónico)							
	* Largo 3/4"					8,3 mm							
	+ Compatible con ISO Largo 1/2"					11,2 mm							

I		U				27	A								
Descripción		Tamaño de la rosca x largo de la rosca x tamaño hexagonal (mm)				Rangos térmicos	Largo de la rosca								
I	0,4 mm de diámetro, iridio	K	14 x 19 x 16	DENSO	NGK	CHAMPION	BOSCH	A							
R	Bujía de luz semisuperficial )								T	14 x 17,5 (asiento cónico) x 16	16	5	12.11	8	U ni corte cónico
									TF	14 x 11,2 (asiento cónico) x 16	20	6	10.9	7.6	
									TV	14 x 25 (asiento cónico) x 16	22	7	8.7	5	
									Q	14 x 19 x 16	24	8	6.61.63	4	
									U	10 x 19 x 16	16	9	4.59	3	
									UF	10 x 12,7 x 16	20	9,5			
									UH	10 x 19 (media rosca) x 16	22	10	55	2	
									W	14 x 19 x 20,6	24	11	53		
									WF	14 x 12,7 x 20,6					
									WM	14 x 19 x 20,6					
									X	12 x 19 x 18					
									XG	12 x 21,5 x 18					
									XU	12 x 19 x 16					

**DENSO**



## PLATINUM TT®

- Desempeño Mejorado
- Durabilidad extendida
- Mejor economía de combustible


### DENSO revoluciona la bujía de encendido

Si cree que todas las bujías de encendido son iguales... piénselo de nuevo. DENSO ha redefinido la tecnología de las bujías de encendido y es revolucionaria. La bujía Platinum TT de DENSO tiene doble punta de platino y titanio casi indestructibles. La punta adicional en el electrodo de conexión a tierra deja espacio para que la chispa crezca sin obstrucciones, para mayor potencia y rendimiento del combustible.

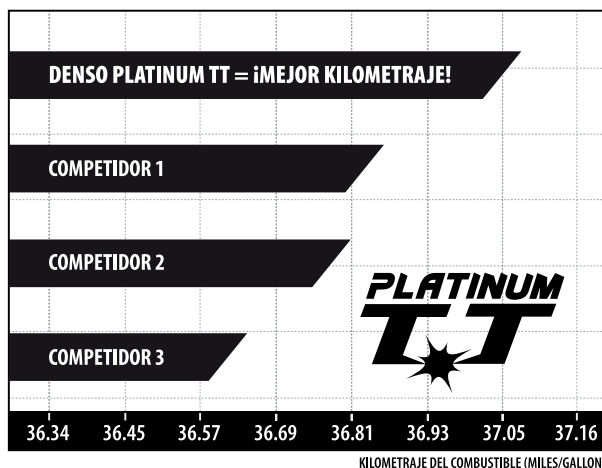
### Por qué dos puntas son mejores que una

- La segunda punta que proviene del electrodo mantiene el mismo espacio.
- Hay menos interferencia en el origen de la chispa (enfriamiento).
- La chispa crece más rápido y quema combustible de manera más completa, lo que provoca una mejor economía de combustible.

### Funcionamiento mejorado




- El enfriamiento reducido provoca una chispa más grande
- Propagación más rápida de la chispa para una combustión más completa



Mejor chispa en comparación con otras bujías de platino simple que maximiza el rendimiento del combustible.






## Guía de Aplicaciones Parque Automotor de Venezuela

MARCA MODELO	AÑO	MOTOR	SIST. DE COMB.	DENSO					
				CHAMPION	NGK	STANDARD	CORTO	PLATINUM TT	CORTO
<b>Alfa Romeo</b> 									
146	1997 - 1999	2.0 4L	MPI	RC9YCN4	BKR6EKPA	K20PR-U11	3121	PK20TT	4504
156	2001-2002	2.0 4L	MPI	RC9YCN4	BKR6EKPA	K20PR-U11	3121	PK20TT	4504
164	1990-1996	3.0 V6	MPI	RC9YCN4	PFR6B	K20PR-U11	3121	PK20TT	4504
164	1990-1993	3.0 V6	MPI	RC9YCN4	PFR6B	K20PR-U11	3121	PK20TT	4504
166	2001-2003	3.0 V6	MPI	RC9YCN4	PFR6B	K20PR-U11	3121	PK20TT	4504
SPIDER	1990-1993	2.0 4L	MPI	RC9YCN4	BKR6EKPA	K20PR-U11	3121	PK20TT	4504
SPIDER	1997/1999	3.0 V6	MPI	RN9YC	BPR7ES	W20EPR-U	3047	PW20TT	4502
<b>American Motors</b> 									
AMX	1978/1980	4.2 6L	CARB	RN12YC	BP5ES	W16EPR-U	3021	PW16TT	4501
HORNET	1970/1977	3.8 6L	CARB	RN12YC	BP5ES	W16EPR-U	3021	PW16TT	4501
HORNET	1970/1977	5.0 V8	CARB	RN12YC	BP5ES	W16EPR-U	3021	PW16TT	4501
HORNET	1971/1977	4.2 6L	CARB	RN12YC	BP5ES	W16EPR-U	3021	PW16TT	4501
JAVELIN	1970/1974	5.0 V8	CARB	RN12YC	BP5ES	W16EPR-U	3021	PW16TT	4501
JAVELIN	1970/1974	5.9 V8	CARB	RN12YC	BP5ES	W16EPR-U	3021	PW16TT	4501
JAVELIN	1971/1974	6.6 V8	CARB	RN12YC	BP5ES	W16EPR-U	3021	PW16TT	4501
RAMBLER	1969/1969	3.3 6L	CARB	N14YC	BP4E	W14EX-U	3011	PW16TT	4501
RAMBLER	1969/1969	3.8 6L	CARB	N14YC	BP4E	W14EX-U	3011	PW16TT	4501
RAMBLER	1969/1969	4.8 V8	CARB	RN12YC	BP5ES	W16EPR-U	3021	PW16TT	4501
<b>Audi</b> 									
A3 T	2003/2006	1.8T 4L	MPI	RC9YC/RC10DMC	PFR6Q	K20TXR	5063	PK20TT	4504
A3 T (150HP)	2001/2002	1.8T 4L	MPI	RC10VTYC4	BKUR6ET-10	K20PBR-S10	5061	PK20TT	4504
A4	2003/2006	3.0 V6 30v	DOHC	RC9YCN4	BKR6E-11	K20PR-U11	3121	PK20TT	4504
A4 T (150HP)	2001/2002	1.8T 4L	MPI	RC10VTYC4	BKUR6ET-10	K20PBR-S10	5061	PK20TT	4504
A4 T (180HP)	2001/2002	1.8T 4L	MPI	RC10VTYC4	BKUR6ET-10	K20PBR-S10	5061	PK20TT	4504
A4 T	1997/1998	1.8T 4L	CSI	RC10VTYC4	BKUR6ET-10	K20PBR-S10	5061	PK20TT	4504
A4	1997/1998	2.8 V6	CSI	RC10VTYC4	BKUR6ET-10	K20PBR-S10	5061	PK20TT	4504
A6	2001/	2.0 20v	DOHC	RC10VTYC4	BKUR6ET-10	K20PBR-S10	5061	PK20TT	4504
A6	2001/	3.0 30v	DOHC	RC9YC/RC10DMC	PFR6Q	K20TXR	5063	PK20TT	4504
A8	2003/	3.0 V6	CSI	RC8PYP	BKR6EKP-11	PK20TR11	3253	PK20TT	4504
A8	2002/	3.7 40v	DOHC	RC8PYP	BKR6EKP-11	PK20TR11	3253	PK20TT	4504
A8	2002/	4.2 40v	DOHC	RC8PYP	BKR6EKP-11	PK20TR11	3253	PK20TT	4504
									
318i	2001/2002	1.8 4L	MPI	RC9YC/RC10DMC	BKR6EKC	K20TXR	5063	PK20TT	4504
318i	2001/2002	1.9 4L	MPI	RC9YC/RC10DMC	BKR6EKC	K20TXR	5063	PK20TT	4504
320i	1998>	2.0 4L	MPI	RC9YC/RC10DMC	BKR6EKC	K20TXR	5063	PK20TT	4504
325i	2004/2006	2.5 6L 24v	MPI	RC9YC/RC10DMC	BKR6EKC	K20TXR	5063	PK20TT	4504
328i	1998/2004	2.8 6L	MPI	RC9YC/RC10DMC	BKR6EQUP	K20TXR	5063	PK20TT	4504
328i	1995/2003	2.8 6L	MPI	RC9YC/RC10DMC	BKR6EKC	K20TXR	5063	PK20TT	4504





## Guía de Aplicaciones Parque Automotor de Venezuela


MARCA MODELO	AÑO	MOTOR	SIST. DE COMB.	DENSO					
				CHAMPION	NGK	STANDARD	CORTO	PLATINUM TT	CORTO
330i	2001>	3.0 6l 24v	SOHC	RC9YC/RC10DMC	BKR6EKUB	K20TXR	5063	PK20TT	4504
520i	2000/2003	2.2 E39	MPI	RC9YC/RC10DMC	BKR6EKC	K20TXR	5063	PK20TT	4504
523i	2002/2004	2.5 6L 24v	MPI	RC9YC/RC10DMC	BKR6EKC	K20TXR	5063	PK20TT	4504
525i	2000/2003	2.5 6L 24v	MPI	RC9YC/RC10DMC	BKR6EKC	K20TXR	5063	PK20TT	4504
530i	2000/2003	3.0 6L 24v	MPI	RC9YC/RC10DMC	BKR6EKC	K20TXR	5063	PK20TT	4504
540i	2002/2004	4.4 V8	MPI	RC9YC/RC10DMC	BKR6EKC	K20TXR	5063	PK20TT	4504
M3	96/2003	3.2 6L	MPI	RAX96C	PKR7A	XU22EPR-U	3179		
M5	98/2003	5.0 V8	MPI	RC9YC/RC10DMC	BKR6EKC	K20TXR	5063	PK20TT	4504
X3	2003>	2.5 6L	MPI	RC9YC/RC10DMC	BKR6EKC	K20TXR	5063	PK20TT	4504
X3	2004/2006	3.0 6L 24v	SOHC	RC9YC/RC10DMC	BKR6EKUB	K20TXR	5063	PK20TT	4504
X5	2004/2006	3.0 6L 24v	SOHC	RC9YC/RC10DMC	BKR6EKUB	K20TXR	5063	PK20TT	4504
X5	2004>	4.8 E53	MPI	RC9YC/RC10DMC	BKR6EKC	K20TXR	5063	PK20TT	4504
Z3	1995/1999	1.9 4L	MPI	RC9YC/RC10DMC	BKR6EKC	K20TXR	5063	PK20TT	4504
Z3	1997/2003	3.2	MPI	RC9YC/RC10DMC	BKR6EKC	K20TXR	5063	PK20TT	4504
Z4	2004/2006	3.0 6L 24v	MPI	RC9YC/RC10DMC	BKR6EKC	K20TXR	5063	PK20TT	4504
Z4	2004>	2.0 4L	MPI	RC9YC/RC10DMC	BKR6EKC	K20TXR	5063	PK20TT	4504
Z8	2000/2003	5.0 V8	MPI	RC9YC/RC10DMC	BKR6EKC	K20TXR	5063	PK20TT	4504

### BUICK®

Le SABRE	1990/1996	3.8 V6	MPI	RS12YC6/RS14YC6	BP5EFS-13	T16EPR-U15	5023	PT16TT	4511
Le SABRE	1996>	3.8 V6	MPI	RS12PYP	PTR4B15	PT16EPR-13	5070	PT16TT	4511

### CINASCAR

CHANA PICK-UP	2006/2008	1.1 4L	MPI	RN9YC	BPR6ES	W20EPR-U	3047	PW20TT	4502
CHANA SUPER VAN conf.	2006/2008	1.1 4L	MPI	RN9YC	BPR6ES	W20EPR-U	3047	PW20TT	4502
CHANA BENNY luxury	2007/2008	1.3 4L	MPI	RC9YCN4	BKR6E-11	K20PR-U11	3121	PK20TT	4504
IDEAL	2007/2009	1.1 4L	MPI	RAX96C	DCPR7E-N	XU22EPRU	3179		
CENTAURO	2008/2014	1.8 4L	MPI	RC9YC	BKR6ES	K20PR-U	3145	PK20TT	4504
EL SAMAN	2008/2012	1.6 4L	MPI	RC12YC	BKR5E	K16PR-U11	3130	PK16TT	4503
CHERY A520	2006/2008	2.0 4L	MPI	RN9YC	BPR6ES	W20EPR-U	3047	PW20TT	4502
CHERY COWIN	2007/2009	1.6 4L	MPI	RC10VTYC4	BCPR6ET	K20PBR-S10	5061	PK20TT	4504
CHERY COWIN	2006/2008	1.6 4L	MPI	RN9YC	BPR6ES	W20EPR-U	3047	PW20TT	4502
CHERY TIGO	2006/2008	2.4 4L	MPI	RC10VTYC4	BCPR6ET	K20PBR-S10	5061	PK20TT	4504
CHERY TIGO	2012/2015	2.0 4L	MPI	RC10YCC4	ZFR5F-11	K16PR-U11	3130	PK16TT	4503
CHERY QQ6	2006/2008	1.3 4L	MPI	RN9YC	BPR6ES	W20EPR-U	3047	PW20TT	4502
CHERY QQ PLUS	2006/2008	1.1 4L	MPI	RC10VTYC4	BCPR6ET	K20PBR-S10	5061	PK20TT	4504
CHERY WIND CLUD	2005/2006	1.6 4L	MPI	RC10VTYC4	BCPR6ET	K20PBR-S10	5061	PK20TT	4504
DONG FENG S-30	2012/2016	1.6 4L	MPI	REC10YC4	LFR6B	K20HR-U11	3381	PKH20TT	4506
GEELY CK/MK/HA	2007/2010	1.5 4L	MPI	RC9YC	BKR6ES	K20PR-U	3145	PK20TT	4504
HAFEI LOBO	2005/2006	1.1 4L	MPI	RAX96C	DCPR7E-N	XU22EPRU	3179		
CHERY ARAUCA	2012/2016	1.3 4L	MPI	RC10YCC4	ZFR5F-11	K16PR-U11	3130	PK16TT	4503
CHERY ORINCO	2012/2016	1.8 4L	MPI	RC9YC	BKR6ES	K20PR-U	3145	PK20TT	4504
CHERY X1	2013/2015	1.3 4L	MPI	RC10YCC4	ZFR5F-11	K16PR-U11	3130	PK16TT	4503



## Guía de Aplicaciones Parque Automotor de Venezuela


MARCA MODELO	AÑO	MOTOR	SIST. DE COMB.	CHAMPION	NGK	DENSO			
						STANDARD	CORTOPLATINUM	TT	CORTO
HAIMA	2013/2016	2.0 4L	MPI	RC9YCN4	BKR6E-11	K20PR-U11	3121	PK20TT	4504
TURPIAL	2012/2015	1.3 4L	MPI	RC9YC	BKR6ES	K20PR-U	3145	PK20TT	4504
SAIC WULING MINI VAN	2006/2008	1.1 4L	MPI	RN9YC	BPR6ES	W20EPR-U	3047	PW20TT	4502
SAIC WULING SUPER VAN	2006/2008	1.1 4L	MPI	RN9YC	BPR6ES	W20EPR-U	3047	PW20TT	4502
ZX AUTO GRAND TIGER	2012/2016	2.2 4L	MPI	RN12YC	BKR6ES-11	W16EPR-U	3021	PW16TT	4501
ZX AUTO GRAND TIGER	2012/2016	2.4 4L	MPI	RC9YCN4	BKR6E-11	K20PR-U11	3121	PK20TT	4504
ZNA RICH	2012/2016	2.4 4L	MPI	RC9YCN4	BKR6E-11	K20PR-U11	3121	PK20TT	4504
ZOYTE NOMADA	2007/2016	1.6 4L	MPI	RCY12	BKR5E	K16PR-U11	3130	PK16TT	4503
ZX AUTO GRAND TIGER	2007/2008	2.7 4L	MPI	RC9YCN4	BKR6E-11	K20PR-U11	3121	PK20TT	4504

### CITROËN

C3 FURIO	2005/2008	1.4 8v 4L	SOHC	RC8YCC	BKR6EZ	K20PR-U	3145	PK20TT	4504
C3 SX	2005/2008	1.6 16v 4L	DOHC	REC10YC4	LFR5B	K20HR-U11	3381	PKH20TT	4506
C3 PLURIEL	2005/2008	1.6 16v 4L	DOHC	REC10YC4	LFR5B	K20HR-U11	3381	PKH20TT	4506
BERLINGO	1997>	1.8 4L	DOHC	RC10DMC	BKR6EKC	K20TXR	5063	PK16TT	4503
C4	2004/2008	1.6 16v 4L	DOHC	REC10YC4	LFR5B	K20HR-U11	3381	PKH20TT	4506
C4	2004/2008	2.0 16v 4L	DOHC	REC10YC4	LFR5B	K20HR-U11	3381	PKH20TT	4506
PICASSO	2000>	1.8 16v 4L	DOHC	REC10YC4	LFR5B	K20HR-U11	3381	PKH20TT	4506
PICASSO	2000>	2.0 16v 4L	DOHC	REC10YC4	LFR5B	K20HR-U11	3381	PKH20TT	4506
XSARA	2000>	1.6 16v 4L	DOHC	RC10DMC	BKR6EKC	K20TXR	5063	PK16TT	4503
XSARA	2000>	2.0 16v 4L	DOHC	RC10DMC	BKR6EKC	K20TXR	5063	PK16TT	4503

### CHEVROLET

AVEO (todos)	2004/2016	1.6 4L	DOHC	RC9YC4	BKR6E-11	K20PRU-11	3121	PK20TT	4504
ASTRA	2001/2004	1.8 4L	SFI	RC8YCC	BKR6EK	K20PR-U	3145	PK20TT	4504
ASTRA	2001/2004	2.2 4L	SFI	RC8YCC	BKR6EK	K20PR-U	3145	PK20TT	4504
ASTRA	2001/2004	2.4 4L	MPI	RC9YC/RC10DMC	BKR6EKC	K20TXR	5063	PK20TT	4504
ASTRA ELEGANCE	2004/2006	2.0 16V	DOHC	RC9YC/RC10DMC	BKR6EKC	K20TXR	5063	PK20TT	4504
ASTRA ELEGANCE	2004/2006	2.2 16V	DOHC	RC9YC/RC10DMC	BKR6EKC	K20TXR	5063	PK20TT	4504
ASTRO	1992/1994	4.3 V6	TBI	RBL16Y	BPR4FS	T20PR-U	5035	PTF20TT	4510
AVALANCHE	2006/2008	5.3 V8	SFI	RS12YC6/RS14YC6	PZTR5A-15	PT16EPR-13	5092	PT16TT	4511
BLAZER	1987/1995	4.3 V6	CMFI	RV15YC4	TR55GP	T16PR-U11	5026	PTF16TT	4509
BLAZER DLX-LX	1990/1994	4.3 V6	TBI	RV15YC4	UR5GP	T16PR-U11	5026	PTF16TT	4509
BLAZER VORTEC	1996/2002	4.3 V6	SFI	RS14YC6	PZTR5A-15	T16EPR-U15	5023	PT16TT	4511
CAMARO	1993/1995	3.4 V6	MPI	RV15YC4	BPR5EFS-11	T16PR-U11	5026	PTF16TT	4509
CAPRICE	1976/1979	5.0 V8	EFI	RS12YC	BPR5FS	T16EPRS-U	5022	PT16TT	4511
CAPRICE	1980/1983	4.1 6l	CARB	RV15YC4	BPR5EFS-11	T16PR-U11	5026	PTF16TT	4509
CAPRICE	1976/1979	5.7 V8	CARB	RV15YC4	BPR5EFS-11	T16PR-U11	5026	PTF16TT	4509
CAVALIER	1992/1994	2.8 V6	MPI	RS12YC	BPR5EFS	T16EPRS-U	5022	PT16TT	4511
CAVALIER	1995/1998	2.2 4L	MPI	RS12PYP	TR5-1VX	K20HR-11	3381	TJ14R-P15	5071
CAVALIER	1999/2002	2.2 4L	MPI	RS12YC	BPR5EFS-10	T16EPR-U	5022	PTV16TT	4513
CAVALIER Z24	1995/2003	2.4 4L	MPI	RS12PYP	TR55-15	T16EPR-U15	5023	PT16TT	4511
CAPTIVA	2007>	3.2 V6	MPI	RE10PMCS	PTR5A-13			PTV16TT	4513



## Guía de Aplicaciones Parque Automotor de Venezuela

MARCA MODELO	AÑO	MOTOR	SIST. DE COMB.	CHAMPION	NGK	DENSO			
						STANDARD	CORTO	PLATINUM TT	CORTO
CELEBRITY	1983/1986	2.8 V6	CARB	RV9YC	BP5FS	T20PR-U	5035	PTF20TT	4510
CELEBRITY	1987/1989	2,8 V6	MPI	RS12YC	BPR5EFS-10	T16EPR-U	5022	PT16TT	4511
CENTURY	1983/1986	2.8 V6	CARB	RV9YC	BP5FS	T20PR-U	5035	PTF20TT	4510
CENTURY	1987/1989	2.8 V6	MPI	RS12YC	BPR5EFS-10	T16EPR-U	5022	PT16TT	4511
CENTURY	1990/1993	3.1 V6	MPFI	RS12YC	BPR5EFS-10	T16EPR-U	5022	PT16TT	4511
CENTURY	1994/1996	3.1 V6	SFI	RS12YC	BPR5EFS-10	T16EPR-U	5022	PT16TT	4511
CORSA	1996/1998	1.3 4L	MPFI	RN9YC	BPR6EY	W20EPR-U	3047	PW20TT	4502
CORSA	1996/2008	1.6 4L	MPFI	RN9YC	BPR6EY	W20EPR-U	3047	PW20TT	4502
CORSA	2000/2005	1.4 4L	MPFI	RN9YC	BPR6EY	W20EPR-U	3047	PW20TT	4502
CORSA	2009/2010	1.8 4L	MPI	RN9YC	BPR6EYZ	W20EXR-U	3066	PW20TT	4502
CORSICA	1992/1995	3.1 V6	MPI	RS12YC	BPR5EFS-10	T16EPR-U	5022	PT16TT	4511
CORVETTE	1993/1996	5.7 V8	SFI	RC9YCN4	BKR6E-11	K20PR-U11	3121	PK20TT	4504
CRUZE	2013/2016	1.8 4L	MPI	RC12MC4	ZFR6U-11	K20PBR-S10	5061	PK20TT	4504
CHEVETTE	1980/1994	1,6 4L	CARB	RV9YC	BP6FS	T20PR-U	5035	PTF20TT	4510
CHEVY 500	1985/1991	1.6 4L	CARB	RV9YC	BP6FS	T20PR-U	5035	PTF20TT	4510
CHEYENNE	1992/1998	5.7 V8	TBI	RV15YC4	BPR4FS	T16PR-U11	5026	PTF16TT	4509
CHEYENNE	1998/2000	5.7 V8	SFI	RS14YC6	PZTR5A-15			PT16TT	4511
CHEYENNE	2000/2008	5.3 V8	SFI	RS14YC6	PZTR5A-15	T20PR-U	5035	PT16TT	4511
CHEVY 500	1985/1991	1.6 4L	CARB	RV9YC	BP6FS	T20PR-U	5035	PTF20TT	4510
CHEVY CONFORT	2007/2008	1.6 4L	SOHC	RN9YC	BPR6EY	W20EPR-U	3047	PW20TT	4502
C10 HD 250ci	1970/1981	4.1 6L	CARB	RV12YC	BP4FS	T16PR-U	5025	PTF16TT	4509
C10 HD 292 ci	1971/1975	4.8 6L	CARB	RV12YC	BP4FS	T16PR-U	5025	PTF16TT	4509
C10 LD 250-292	1975/	4.1/4.8 6L	CARB	RV12YC	BP4FS	T16PR-U	5025	PTF16TT	4509
C10-C30 250ci	1984/1986	4.1 6L	CARB	RV12YC	BP4FS	T16PR-U	5025	PTF16TT	4509
C10-C30 292ci	1975/1988	4.8 6L	CARB	RV9YC	BP6FS	T20PR-U	5035	PTF20TT	4510
C10-C30 305ci	1977/1982	5.0 V8	CARB	RV15YC4	BPR4FS	T16PR-U11	5026	PTF16TT	4509
C10-C30 350 ci	1976/1981	5.7 V8	CARB	BL13Y/BL15Y	BP5FS	T16P-U	5024	PTF16TT	4509
C10-C30 400ci	1976/1980	6.6 V8	CARB	BL13Y/BL15Y	BP5FS	T16P-U	5024	PTF16TT	4509
C10-C30 454ci	1976/1982	7.4 V8	CARB	BL13Y/BL15Y	BP5FS	T16P-U	5024	PTF16TT	4509
350 ci	1975/1978	5.7 V8	CARB	BL13Y/BL15Y	BP5FS	T16P-U	5024	PTF16TT	4509
350-400-454ci	1975/1978	5.7/6.6/7.4	CARB	BL13Y/BL15Y	BP5FS	T16P-U	5024	PTF16TT	4509
C3500	1992/1998	5.4 V8	TBI	RV15YC4	UR5GP	T16PR-U11	5026	PTF16TT	4509
C3500	1990/1998	5.7 V8	TBI	RV15YC4	UR5GP	T16PR-U11	5026	PTF16TT	4509
C3500	1998/2000	5.7 V8	SFI	RS14YC6	PZTR5A-15			PT16TT	4511
C1500/3500 VORTEC	2000/2007	5.3 V8	SFI	RS14YC6	PZTR5A-15	PT16EPR-13	5092	PT16TT	4511
C60 350ci	1970/1987	5.7 V8	CARB	BL15Y	BP6FS	T16P-U	5024	PTF16TT	4509
C60-C70 366ci	1977/1987	6.0 V8	CARB	BL15Y	BP6FS	T16P-U	5024	PTF16TT	4509
C60-C70 427ci	1978/1982	7.0 V8	CARB	RV15YC4	BPR4FS	T16PR-U11	5026	PTF16TT	4509
CARGO EXPRESS 1.5	2007/2016	4.3 V6	MPI	RV15YC4	TR55GP	T16PR-U11	5026	PTF16TT	4509
COLORADO	2008>	3.7 V6	SFI	N/D	N/D			PTV16TT	4513
ESTEEM	1998/2002	1.6 4L	MPI	RC9YCN4	BKR6E-11	K20PR-U11	3121	PK20TT	4504
EPICA	2006/2008	2.5 V6	MPI	RC10DMC	BKR6EK	K20PR-U11	3121	PK20TT	4504
GRAND BLAZER TBI	1990/1995	5.7 V8	TBI	RV15YC4	BP4FS	T16PR-U11	5026	PTF16TT	4509



## Guía de Aplicaciones Parque Automotor de Venezuela

MARCA MODELO	AÑO	MOTOR	SIST. DE COMB.	DENSO					
				CHAMPION	NGK	STANDARD	CORTO	PLATINUM TT	CORTO
GRAND BLAZER TBI	1990/1995	5.7 V8	TBI	RV15YC4	BP4FS	T16PR-U11	5026	PTF16TT	4509
GRAND BLAZER	1998/2000	5.7 V8	SFI	RV12YC	PZTR5A-15	T16PR-U	5025	PT16TT	4511
GRAND BLAZER	2000/2004	5.3 V8	SFI	RS14YC6	PZTR5A-15	T20PR-U	5035	PT16TT	4511
GRAND VITARA	2001/2004	2.5 V6	MPI	RC9YC/RC10DMC	BKR6E-11	K20PR-U11	3121	PK20TT	4504
GRAND VITARA	2001/2008	2.0/2.5	MPI	RC9YCN4	BKR6E-11	K20PR-U11	3121	PK20TT	4504
GRAND VITARA XL7	2004/2008	2.7 V6	DOHC	RC9YCN4	BKR6E-11	K20PR-U11	3121	PK20TT	4504
IMPALA 250ci	1979/1983	4.1 6L	CARB	RV19YC	BPR4FS-15	T14PR-U	5020	PTF16TT	4509
IMPALA 350ci	1976/1978	5.7 V8	CARB	BL15Y	BP6FS	T16P-U	5024	PTF16TT	4509
IMPALA	2000/2006	3.8 V6	MPFI	RS14YC6	TR55GP	T16EPR-U15	5023	PT16TT	4511
IMPALA	2005/2010	5.3 V8	SFI	RS12YC6/RS14YC6	PZTR5A-15			PT16TT	4511
JIMNY	2001/2003	1.3 4L	MPI	RC12YC	BPR5ES-11			PK16TT	4503
LE SABRE	1992/1994	3.8 V6	SFI	RS12YC	BPR5EFS-10	T16EPR-U11	5022	PT16TT	4511
LUMINA APV van	1992/1995	3.1 V6	INY	RS14YC6	TR55GP	T16EPR-U15	5023	PT16TT	4511
LUMINA	1996/2000	3.1 V6	MPFI	RS14YC6	TR55GP	T16EPR-U15	5023	PT16TT	4511
LUV	1996/2000	2.3/2.6 4L	CARB	RN9YC	BPR6ES	W20EPR-U	3047	PW20TT	4502
LUV D-MAX	2005/2006	2.4 4L	MPI	RC8YCC	BKR6E-11	K20PR-U	3145	PK20TT	4504
LUV D-MAX	2005/2008	3.5 V6	MPI	RC8YCC	BKR6E-11	K20PR-U	3145	PK20TT	4504
MALIBU 200ci	1978/1979	3.3 V6	CARB	RV15YC4	BP4FS	T16PR-U11	5026	PTF16TT	4509
MALIBU 231ci	1980/1984	3.8 V6	CARB	RV15YC4	BP4FS	T16PR-U11	5026	PTF16TT	4509
MALIBU 305ci	1976/1978	5.0 V8	CARB	RV15YC4	BP4FS	T16PR-U11	5026	PTF16TT	4509
MALIBU	1999/2002	3.1 V6	MPI	RS14YC6	TR55GP	T16EPR-U15	5023	PT16TT	4511
MERIVA	2006/2010	1.8 4L	SOHC	RN9YC	BPR6EY	W20EXR-U	3066	PW20TT	4502
MONTANA	2007/2010	1.8 4L	SOHC	RN9YC	BPR6EY	W20EXR-U	3066	PW20TT	4502
MONTE CARLO 305ci	1979/1980	5.7 V8	CARB	RV15YC4	BP4FS	T16PR-U11	5026	PTF16TT	4509
MONTE CARLO	1996/2000	3.1 V6	SFI	RS14YC6	TR55GP	T16EPR-U15	5023	PT16TT	4511
MONZA	1984/1991	1.8 4L	CARB	RN12YC	BPR5ES-11	W16EPR-U	3021	PW16TT	4501
MONZA	1995>	2.0 4L	MPFI	RN12YC	BPR5ES-11	W16EPR-U	3021	PW16TT	4501
NOVA 250ci	1975/1978	4.1 6L	CARB	RV15YC4	BP4FS	T16PR-U11	5026	PTF16TT	4509
OPTRA LIMITED	2004/2009	1.8 4L	DOHC	RC9YC/RC10DMC	BKR6E-11	K20TXR	5063	PK20TT	4504
OPTRA DESIGNE/ADVANCE	2008/2016	1.8 4L	MPI	RC10VTYC4	BKUR6ET-10	K20PBR-S10	5061	PK20TT	4504
ORLANDO	2013/	2.4 4L	MPI	RES9YCC4	ILTR5D			PTV16TT	4513
P10-P30 350ci	1988/1991	5.7 V8	CARB	BL15Y	BPR4FS	T16P-U	5024	PTF16TT	4509
S10 DURANGO	1992/1993	4.3 V6	TBI	RV15YC4	UR5GP	T16PR-U11	5026	PTF16TT	4509
SEVILLE	1992/1994	4.9 V8	MPI	RS12YC	BPR5EFS-10			PT16TT	4511
SILVERADO	1992/1998	5.7 V8	TBI	RV15YC4	BPR4FS	T16PR-U11	5026	PTF16TT	4509
SILVERADO	1998/2000	5.7 V8	SFI	RS12YC	BPR5FS	T16EPRS-U	5022	PT16TT	4511
SILVERADO	2000>	5.3 V8	SFI	RS14YC6	PZTR5A-15	T16EPR-U15	5023	PT16TT	4511
SPARK	2006>	1.0 4L	SOHC	RN9YC	BPR6EY	W20EPR-U	3047	PW20TT	4502
SUNFIRE	2001/2003	2.2 4L	MPI	RE10PMCS	PTR5A-13			PTV16TT	4513
SUNFIRE	2001/2003	2.4 4L	MPI	RS12PYP	TR55-15	T16EPR-U15	5023	PT16TT	4511
OPTRA DESIGNE/ADVANCE	2008/2016	1.8 4L	MPI	RC10VTYC4	BKUR6ET-10	K20PBR-S10	5061	PK20TT	4504
ORLANDO	2013/	2.4 4L	MPI	RES9YCC4	ILTR5D			PTV16TT	4513
P10-P30 350ci	1988/1991	5.7 V8	CARB	BL15Y	BPR4FS	T16P-U	5024	PTF16TT	4509



## Guía de Aplicaciones Parque Automotor de Venezuela


MARCA MODELO	AÑO	MOTOR	SIST. DE COMB.	DENSO					
				CHAMPION	NGK	STANDARD	CORTO	PLATINUM TT	CORTO
S10 DURANGO	1992/1993	4.3 V6	TBI	RV15YC4	UR5GP	T16PR-U11	5026	PTF16TT	4509
SEVILLE	1992/1994	4.9 V8	MPI	RS12YC	BPR5EFS-10			PT16TT	4511
SILVERADO	1992/1998	5.7 V8	TBI	RV15YC4	BPR4FS	T16PR-U11	5026	PTF16TT	4509
SILVERADO	1998/2000	5.7 V8	SFI	RS12YC	BPR5FS	T16EPRS-U	5022	PT16TT	4511
SILVERADO	2000>	5.3 V8	SFI	RS14YC6	PZTR5A-15	T16EPR-U15	5023	PT16TT	4511
SPARK	2006>	1.0 4L	SOHC	RN9YC	BPR6EY	W20EPR-U	3047	PW20TT	4502
SUNFIRE	2001/2003	2.2 4L	MPI	RE10PMCS	PTR5A-13			PTV16TT	4513
SUNFIRE	2001/2003	2.4 4L	MPI	RS12PYP	TR55-15	T16EPR-U15	5023	PT16TT	4511
OPTRA DESIGNE/ADVANCE	2008/2016	1.8 4L	MPI	RC10VTYC4	BKUR6ET-10	K20PBR-S10	5061	PK20TT	4504
ORLANDO	2013/	2.4 4L	MPI	RES9YCC4	ILTR5D			PTV16TT	4513
P10-P30 350ci	1988/1991	5.7 V8	CARB	BL15Y	BPR4FS	T16P-U	5024	PTF16TT	4509
S10 DURANGO	1992/1993	4.3 V6	TBI	RV15YC4	UR5GP	T16PR-U11	5026	PTF16TT	4509
SEVILLE	1992/1994	4.9 V8	MPI	RS12YC	BPR5EFS-10			PT16TT	4511
SILVERADO	1992/1998	5.7 V8	TBI	RV15YC4	BPR4FS	T16PR-U11	5026	PTF16TT	4509
SILVERADO	1998/2000	5.7 V8	SFI	RS12YC	BPR5EFS-10	T16EPR-U	5022	PT16TT	4512
SILVERADO	2000/2007	5.3 V8	SFI	RS14YC6	PZTR5A-15			PT16TT	4511
SPARK	2006>	1.0 4L	SOHC	RN9YC	BPR6EY	W20EPR-U	3047	PW20TT	4502
SUNFIRE	2001/2003	2.2 4L	MPI	RE10PMCS	PTR5A-13			PTV16TT	4513
SUNFIRE	2001/2003	2.4 4L	MPI	RS12PYP	TR55-15	T16EPR-U15	5023	PT16TT	4511
SWIFT	1992/1997	1.3 4L	CARB	RN9YC	BP6ES	W20EPR-U	3047	PW20TT	4502
SWIFT	1992/1997	1.6 4L	CARB	RC10YC	BKR6E	K16PR-U	3191	PK16TT	4503
SUPER CARRY	1993/2002	1.0 4L	CARB	RN9YC	BPR6ES	W20EPR-U	3047	PW20TT	4502
TAHOE	2006/2008	5.3 V8	SFI	RS14YC6	PZTR5A-15			PT16TT	4511
TRAIL BLAZER	2002/2006	4.2 V6	DOCH	RE10PMCS	PTR5A-13			PTV16TT	4513
TRAIL BLAZER EXT	2004/2008	5.3 V8	SFI	RS14YC6	PZTR5A-15			PT16TT	4511
VITARA	1996/2000	1.6 4L	CARB	RC10YC	BPR6ES	K16PR-U	3191	PK16TT	4503
VITARA	1999/2001	1.6 4L	MPI	RC9YCN4	BKR6E	K20PR-U11	3121	PK20TT	4504
VECTRA	1992/1993	2.0 4L	MPI	RN9YC	BPR5EY	W20EXR-U	3066	PW20TT	4502
WAGON R	2001/2004	1.2 4L	MPI	RA8HC	DCPR7E	XU22EPR-U	3179		

CHRYSLER



DODGE

300M	2000/2002	3.5 V6	MPI	N/D	N/D	PK16TT	4503	PK16TT	4503
ASPEN 225ci	1978/1979	3.7 6L	CARB	RV15YC4	BP4FS	T16PR-U	5025	PTF16TT	4509
ASPEN (Brasil)	1975/1978	5.2 V8	CARB	F14YC	AP5FS	MA9P-U	5005	N/D	N/D
ASPEN (Mexico)	1975/1978	5.2 V8	CARB	N9YCE	BP5ES	W16EP-U	3018	PW16TT	4501
B100-B350	1977/1991	5.2/5.9 V8	CARB	RN12YC	BKR5E-11	W16EPR-U	3021	PW16TT	4501
B100-B350	93/96	5.2/5.9 V8	CARB	RN12YC	BKR5E-11	W16EPR-U	3021	PW16TT	4501
BRISA (Accent-Getz)	2002/2011	1.3/1,6 4L	MPI	RC10YCC4	BKR5E-11	K16PR-U11	3130	PK16TT	4503
CALIBER	2006/2010	2.0 4L	DOCH	RC12MC4	ZFR5F-11	KJ16CR-L11	3131	PK16TT	4503
CARAVAN	1992/1998	3.3 V6	MPI	RN12YC	BPR5ES-11	W16EPR-U	3021	PW16TT	4501
CARAVAN	1999/2000	3.0 V6	MPI	RN12YC	BPR5EY-11	W16EPR-U	3021	PW16TT	4501
CORONET 360ci	1972/1977	5.9 V8	CARB	N9YCE	BP5ES	W16EP-U	3018	PW16TT	4501
D100-D350	1977/1991	5.2/5.9 V8	CARB	RN12YC	BKR5E-11	W16EPR-U	3021	PW16TT	4501



## Guía de Aplicaciones Parque Automotor de Venezuela


MARCA MODELO	AÑO	MOTOR	SIST. DE COMB.	DENSO					
				CHAMPION	NGK	STANDARD	CORTO	PLATINUM TT	CORTO
D100-D350	1993/1996	5.2/5.9 V8	CARB	RN12YC	BKR5E-11	W16EPR-U	3021	PW16TT	4501
D250-D350-DM300	1992/1993	5.9 V8	CARB	RN12YC	BKR5E-11	W16EPR-U	3021	PW16TT	4501
D600	1992/1993	5.9 V8	CARB	F14YC	AP5FS	MA9P-U	5005	N/D	N/D
DAKOTA	2008>	3.7 V6	MPI	QC9MC4	ZFR6F-11	PK20TT	4504	PK20TT	4504
DODGE FORZA fire Soch	2013/2016	1.4 4L	MPI	RC9YC	BKR6EZ	K20PR-U	3145	PK20TT	4504
DART 318ci	1976/1978	5.2 V8	CARB	N9YCE	BP5ES	W16EP-U	3018	PW16TT	4501
GRAND CARAVAN	2001/2002	3.3 V6	MPI	RE10PMCS	PTR5A-13	PT16EVR13	5068	PTV16TT	4513
INTREPID	1993/1996	3.3 V6	MPI	RN12YC	BPR4EY-11	W16EPR-U	3021	PW16TT	4501
JOURNEY	2009>	3.5 V6	MPI	RC12LYC	N/D	QJ16HR-U	5018	N/D	N/D
LEBARON 225ci	1978/1980	3.7 6L	CARB	RV15YC4	BPR4FS	T16PR-U	5025	PTF16TT	4509
LEBARON (Brasil)	1975/1978	5.2 V8	CARB	F14YC	AP5FS	MA9P-U	5005	N/D	N/D
LEBARON (Mexico)	1975/1978	5.2 V8	CARB	N9YCE	BP5ES	W16EP-U	3018	PW16TT	4501
LEBARON	1992/1996	3.0 V6	MPI	RN12YC	BPR5ES-11	W16EPR-U	3021	PW16TT	4501
MONACO 360ci	1972/1977	5.9 V8	CARB	N9YCE	BP5ES	W16EP-U	3018	PW16TT	4501
MOTOR 318ci (14mm)	1977/1979	5.2 V8	CARB	RN9YC	BP6ES	W20EPR-U	3047	PW20TT	4502
MOTOR 318ci (18mm)	1978/1989	5.2 V8	CARB	F14YC	AP5FS	MA9P-U	5005	N/D	N/D
NEON	1995/2005	2.0 4L	MPI	RC9YC	BKR6E	K20PR-U	3145	PK20TT	4504
PT CRUISER	2003/2006	2.4 4L	MPI	RE12PEC5	N/D	N/D	N/D	ITL16	5349
RAM 1500-2500-3500	1996/1998	5.2/5.9 V8	MPI	RC10YCC4	ZFR5F-11	K16PR-U11	3130	PK16TT	4503
RAM 1500 PICK-UP	2004/2006	5.7 V8	MPI	RE12PEC5	PLZTR4A-13	n/D	N/D	ITL16	5349
RAM 2500	2004/2008	5.9 V8	MPI	RE12PEC5	PLZTR4A-13	N/D	N/D	ITL16	5349
RAM 2500 PICK-UP	2000/2004	5.9 V8	MPI	RC10YCC4	ZFR5F-11	K16PR-U11	3130	PK16TT	4503
RAM 3500	2005/2006	5.7 V8	MPI	RE12PEC5	PLZTR4A-13	N/D	N/D	ITL16	5349
RAM 4000	2000/2002	5.9 V8	MPI	RC10YCC4	ZFR5F-11	K16PR-U11	3130	PK16TT	4503
RAM CHARGER	1992/1995	5.2 V8	MPI	RC10YCC4	BKR5E-11	K16PR-U11	3130	PK16TT	4503
SEBRING	2005/2009	2.7 V6	MPI	RE12PEC5	PLZTR4A-13	N/D	N/D	ITL16	5349
SEBRING	2005/2006	3.0 V6	MPI	RE12PEC5	PLZTR4A-13	PK16TT	5403	PK16TT	4503
SPIRIT	1992/1995	3.0 V6	MPI	RN12YC	BP5ES	W16EPR-U	3021	PW16TT	4501
STEALTH	1993/1996	3.0 V6	MPI	RC9YCN4	BKR6E	K20PR-U	3121	PK20TT	4504
STRATUS	1998/2000	2.5 V6	MPI	RC9YCN4	PFR5G-11	K20PR-U	3121	PK20TT	4504
VAN MAXI WAGON	1992/1993	5.9 V8	TBI	RN12YC	BPR5ES	W16EPR-U	3021	PW16TT	4501
VALIANT 225ci	1976/1978	3.7 6L	CARB	RV15YC4	BP4FS	T16PR-U	5025	PTF16TT	4509

### DACIA

1210	1996/1999	1.2 4L	CARB	L87YC	BP6HS	W20FP-U	3068	PW16TT	4501
NOVA	1996/1999	1.4 4L	CARB	L87YC	BP6HS	W20FP-U	3068	PW16TT	4501
NOVA	1996/1999	1.6 4L	INY	L87YC	BP6HS	W20FP-U	3068	PW16TT	4501
SUPER NOVA	1999/2003	1.4 4L	MPI	RC9YC	BKR6ES	K20PR-U	3145	PK20TT	4504

### DAEWOO

CIELO	1995/1997	1.5 4L	TBI	RN9YC	BPR6ES	W20EPR-U	3047	PW20TT	4502
CIELO	1998/2003	1.5 4L	MPI	RN9YC	BPR6ES	W20EPR-U	3047	PW20TT	4502
DAMAS	1997/2000	0.8 3L	CARB	RN9YC	BPR5ES	W20EPR-U	3047	PW20TT	4502



## Guía de Aplicaciones Parque Automotor de Venezuela

MARCA MODELO	AÑO	MOTOR	SIST. DE COMB.	DENSO					
				CHAMPION	NGK	STANDARD	CORTO	PLATINUM TT	CORTO
ESPERO	1992/1995	1.6 4L	MPI	RC9YCN4	BKR6E	K20PR-U	3121	PK20TT	4504
ESPERO	1995/1998	2.0 4L	MPI	RN9YC	BPR6ES	W20EPR-U	3047	PW20TT	4502
LABO	1998/2000	0.8 3L	CARB	RN9YC	BPR5ES	W20EPR-U	3047	PW20TT	4502
LANOS	1998/2002	1.5 4L	SOHC	RN9YC	BPR6ES	W20EPR-U	3047	PW20TT	4502
LANOS	1998/2002	1.6 4L	DOHC	RC9YCN4	BKR6E	K20PR-U	3121	PK20TT	4504
LANOS	1998/2002	1.9 4L	MPI	RC9YC/RC10DMC	BKR6EKC	K20TXR	5063	PK20TT	4504
LEGANZA	1998/2002	2.0 4L	SOHC	RN9YC	BPR6ES	W20EPR-U	3047	PW20TT	4502
LEGANZA	2000/2002	2.0 4L	DOHC	RC9YC/RC10DMC	BKR6EKC	K20TXR	5063	PK20TT	4504
MATIZ	2000/2002	0.8 3L	MPI	RN12YC	BPR5EY	W16EPR-U	3021	PW16TT	4501
MUSSO	2000/2002	3.2 V6	MPI	RC9YC/RC10DMC	BKR6EKC	K20TXR	5063	PK20TT	4504
NUBIRA	1998/2003	1.6 4L	DOHC	RC9YCN4	BKR6E	K20PR-U	3121	PK20TT	4504
NUBIRA	1998/2002	2.0 4L	MPI	RC9YC/RC10DMC	BKR6EKC	K20TXR	5063	PK20TT	4504
PRINCE	1995/1998	2.0 4L	MPI	RC9YCN4	BKR6E	K20PR-U	3121	PK20TT	4504
RACER GTI	1992/1997	1.5 4L	TBI	RN9YC	BPR6ES	W20EPR-U	3047	PW20TT	4502
RACER	1995/1996	1.3 4L	MPI	RN9YC	BPR6ES	W20EPR-U	3047	PW20TT	4502
SALON PRINCE	1997/1998	2.0 4L	MPI	RC9YC/RC10DMC	BKR6EKC	K20TXR	5063	PK20TT	4504
TACUMA	2001/2002	2.0 4L	DOHC	RC9YC/RC10DMC	BKR6EKC	K20TXR	5063	PK20TT	4504
TICO	1996/1998	0.8 3L	CARB	RN9YC	BPR5ES	W20EPR-U	3047	PW20TT	4502




### DAIHATSU

APLAUSE	1993/1995	1.6 4L	MPI	RC9YCN4	BKR6E-11	K20PR-U	3121	PK20TT	4504
CHARADE	1993/1994	1.3 4L	MPI	RC9YCN4	BKR6E-11	K20PR-U	3121	PK20TT	4504
CUORE	1994/1995	1.0 3L	MPI	RN9YC	BPR6ES	W20EPR-U	3047	PW20TT	4502
FEROZA	1993/1994	1.6 4L	MPI	RC9YCN4	BKR6E-11	K20PR-U	3121	PK20TT	4504
HIJET/VAN	1993/1995	1.0 4L	MPI	RN12YC	BPR5EY	W16EPR-U	3021	PW16TT	4501
ROCKY	1998/2002	1.6 4L	MPI	RN12YC	BPR5EY	W16EPR-U	3021	PW16TT	4501

### FIAT

BRAVA	1979/1980	2.0 4L	CARB	RN9YC	BP6ES	W20EPR-U	3047	PW20TT	4502
BRAVA	1997/2000	1.6 4L	MPI	RC9YC/RC10DMC	BKR6EKC	K16TNR11	3194	PK16TT	4503
COUPE 16v	1996/1998	2.0 5L	MPI	RN7YC	BPR7ES	W22EPR-U	3088	IW22	5307
FIORINO COMBI	1992/1993	1.5 4L	CARB	RN9YC	BPR5ES	W20EPR-U	3047	PW20TT	4502
FIORINO FURGONE fire	2001/2002	1.3 4L	MPI	RA6YC	DCPR8EN	XU24EPR-U	3180		5309
FIAT FORZA fire Soch	2013/2016	1.4 4L	MPI	RC9YC	BKR6EZ	K20PR-U	3145	PK20TT	4504
IDEA ADVENTURE 8v	2006/2008	1.8 4L	MPI	RN9YC	BPR6EYZ	W20EXR-U	3066	PW20TT	4502
IDEA HLX 8v	2006/2008	1.8 4L	MPI	RN9YC	BPR6EYZ	W20EXR-U	3066	PW20TT	4502
MAREA	1999/2000	1.8/2.0 4L	MPI	RC9YC/RC10DMC	BKR6EKC	K16TR11	3194	PK16TT	4503
MAREA ELX	2001/2003	2.0 5L	MPI	RC9YC/RC10DMC	BKR6EKC	K16TR11	3194	PK16TT	4503
MAREA WEEKEND	2001/2003	2.0 5L	MPI	RC9YC/RC10DMC	BKR6EKC	K16TR11	3194	PK16TT	4503
MIRAFIORI 131	1974/1978	1.6/1.8 4L	CARB	N9YC	BP6ES	W20EP-U	3043	PW20TT	4502
PALIO ADVENTURE 8v	2005/2006	1.8 4L	MPI	RN9YC	BPR6EYZ	W20EXR-U	3066	PW20TT	4502
PALIO 8v	1997/2000	1.3 4L	MPI	RC9YC/RC10DMC	BKR6EKC	K20TXR	5063	PK20TT	4504
PALIO 16v	1997/2000	1.6 4L	MPI	RC9YC/RC10DMC	BKR6EKC	K20TXR	5063	PK20TT	4504



# Guía de Aplicaciones

## Parque Automotor de Venezuela


MARCA MODELO	AÑO	MOTOR	SIST. DE COMB.	DENSO					
				CHAMPION	NGK	STANDARD	CORTO	PLATINUM TT	CORTO
PALIO ELX 8v	2006/2008	1.8 4L	MPI	RN9YC	BPR6EYZ	W20EXR-U	3066	PW20TT	4502
PALIO EX 16v fire	2001/2004	1.3 4L	MPI	RA6YC	DCPR8EN	XU24EPR-U	3380	IW22	5307
PALIO FIRE ELX 8v	2007/2008	1.4 4L	MPI	RC9YC	BKR6EZ	K20PR-U	3145	PK20TT	4504
PALIO FIRE LUXURI 16v	2001/2004	1.6 4L	MPI	RC9YC	BKR5EKC	K20PR-U	3145	PK20TT	4504
PALIO HLX 8v	2005/2006	1.8 4L	MPI	RN9YC	BPR6EYZ	W20EXR-U	3066	PW20TT	4502
PALIO RACING 8v	2006/2008	1.8 4L	MPI	RN9YC	BPR6EYZ	W20EXR-U	3066	PW20TT	4502
PALIO WEEKEND fire	2001/2003	1.3 4L 16v	MPI	RA6YC	DCPR8EN	XU24EPR-U	3380	IW22	5307
PALIO WEEKEND ELX 8v	2005/2008	1.8 4L	MPI	RN9YC	BPR6EYZ	W20EXR-U	3066	PW20TT	4502
PALIO YOUNG EDX	2001/2003	1.3 4L 16v	MPI	RA6YC	DCPR8EN	XU24EPR-U	3380	IW22	5307
PREMIO	1991/1995	1.5 4L	CARB	N9YCE	BP5ES	W16EP-U	3018	PW16TT	4501
PREMIO CS	1992/1996	1.6 4L	CARB	RN9YC	BPR5ES	W20EPR-U	3047	PW20TT	4502
PREMIO GALANT	1995/1998	1.3 4L	CARB	N9YCE	BP5ES	W16EP-U	3018	PW16TT	4501
PUNTO	1995/1997	1.2 4L	MPI	RC9YC	BKR5EKC	K20PR-U	3145	PK20TT	4504
REGATA	1984/1990	1.6 4L	CARB	N9YC	BP6ES	W20EP-U	3043	PW20TT	4502
REGATA	1987/1990	1.5/2.0 4L	CARB	RN9YC	BPR6ES	W20EPR-U	3047	PW20TT	4502
RITMO	1983/1987	1.6 4L	CARB	N9YC	BP6ES	W20EP-U	3043	PW20TT	4502
RITMO	1984/1988	1.5/2.0 4L	CARB	RN9YC	BPR6ES	W20EPR-U	3047	PW20TT	4502
SIENA	1997/2000	1.6 4L	MPI	RC9YC	BKR5EKC	K20PR-U	3145	PK20TT	4504
SIENA	2000/2003	1.3 4L	MPI	RC9YC/RC10DMC	BKR6EKC	K20TXR	5063	PK20TT	4504
SIENA EX fire 16v	2000/2004	1.3 4L	MPI	RA6YC	DCPR8EN	XU24EPR-U	3380	IW22	5307
FIAT SIENA ELX 8 VAL	2001/2007	1.4 4L	MPI	RC9YC	BKR6EZ	K20PR-U	3145	PK20TT	4504
SIENA ELX 16v	2001/2007	1.6 4L	MPI	RC9YC	BKR5EKC	K20PR-U	3145	PK20TT	4504
SIENA HLX 8v	2005/2008	1.8 4L	MPI	RN9YC	BPR6EYZ	W20EXR-U	3066	PW20TT	4502
SPAZIO 147	1982/19/85	1.3 4L	CARB	N9YCE	BP5ES	W16EP-U	3018	PW16TT	4501
SPECIAL	1967/1974	1.5/1.6 4L	CARB	N9YC	BP6ES	W20EP-U	3043	PW20TT	4502
STILO	2006>	1.8 4L	SOHC	RN9YC	BPR6EYZ	W20EXR-U	3066	PW20TT	4502
STRADA 8v fire	2001/2002	1.3 4L	MPI	RA6YC	DCPR8EN	XU24EPR-U	3380	IW22	5307
STRADA 16v fire	2001/2002	1.6 4L	MPI	RC9YC	BKR5EKC	K20PR-U	3145	PK20TT	4504
STRADA TRECKING 8v	2001/2002	1.6 4L	MPI	RC9YC	BKR5EKC	K20PR-U	3145	PK20TT	4504
STRADA TRECKING 16v	2001/2002	1.6 4L	MPI	RC9YC	BKR5EKC	K20PR-U	3145	PK20TT	4504
SUPER MIRAFIORI 132	1974/1982	2.0 4L	CARB	RN9YC	BPR6ES	W20EPR-U	3047	PW20TT	4502
TEMPRA	1992/1998	1.6 4L	CARB	N9YCE	BP5ES	W16EP-U	3018	PW16TT	4501
TEMPRA	1992/1998	2.0 4L	MPI	RN9YC	BPR6EYZ	W16EP-U	3066	PW20TT	4502
TUCAN 147	1982/1985	1.3 4L	CARB	N9YC	BP6ES	W20EP-U	3043	PW20TT	4502
UNO	1986/1992	1.3/1.5 4L	CARB	N9YCE	BP5ES	W16EP-U	3018	PW16TT	4501
UNO CLUB	1995/1997	1.3 4L	CARB	N9YCE	BP5ES	W16EP-U	3018	PW16TT	4501
UNO CS	1992/1993	1.5 4L	CARB	N9YCE	BP5ES	W16EP-U	3018	PW16TT	4501
UNO EDX-ED	1997/1998	1.3 4L	CARB	N9YCE	BP5ES	W16EP-U	3018	PW16TT	4501
UNO FIRE 8v	2004/2008	1.3 4L	SOHC	RC9YC	BKR6EZ	K20PR-U	3145	PK20TT	4504
UNO FIRE 16v	2001/2003	1.3 4L	MPI	RA6YC	DCPR8EN	XU24EPR-U	3312	IW22	5309
UNO MILLE-MIO	1992/1997	1.0 4L	CARB	N9YCE	BP5ES	W16EP-U	3018	PW16TT	4501
UNO PIU	1996/1997	1.3 4L	CARB	N9YCE	BP5ES	W16EP-U	3018	PW16TT	4501
UNO RACING	1994/*	1.6 4L	CARB	RN9YC	BPR6ES	W20EPR-U	3047	PW20TT	4502






## Guía de Aplicaciones Parque Automotor de Venezuela

MARCA MODELO	AÑO	MOTOR	SIST. DE COMB.	DENSO					
				CHAMPION	NGK	STANDARD	CORTO	PLATINUM TT	CORTO
UNO SELECTA	1993/1995	1.4 4L	CARB	N9YCE	BP5ES	W16EP-U	3018	PW16TT	4501
									
AEROESTAR	1992/1996	3.0/4.0 V6	MPI	RS14YC6	BPR5EFS-13			PT16TT	4511
BRONCO	1990/1993	4.9 6L	CARB	F14YC	AP5FS	MA9P-U	5005	N/D	N/D
BRONCO	1992/1997	5.0/5.9	MPI	RV15YC4	BPR4FS	T16PR-U11	5026	PTF16TT	4509
CONQUISTADOR (Mex)	1981	5.0 V8	CARB	F14YC	AP5FS	MA9P-U	5005	N/D	N/D
CONQUISTADOR	1981	5.0 V8	CARB	RV15YC4	BP4FS	T16PR-U11	5026	PTF16TT	4509
CONQUISTADOR	1983/1987	3.8 V6	CARB	RS12YC	BPR5EFS-10	T16EPR-U	5022	PT16TT	4512
CORCEL/DEL REY	1981/1983	1.6 4L	CARB	L87YC	BP6HS	W20FP-U	N/D	IWF20	5378
CORCEL/DEL REY	1984/1987	1.6 4L	CARB	RC10YC	BKR5E	K16PR-U	3191	PK16TT	4503
COUGAR	1982	3.8 V6	CARB	RS12YC	BP5ES	T16EPR-U	5022	PT16TT	4512
COUGAR	1983/1985	3.8 V6	CARB	RS12YC	BPR5EFS-10	T16EPR-U	5022	PT16TT	4512
CROWN VICTORIA	1997/1998	5.4 V8	MPI	RS12YC	BPR5EFS-10	T16EPR-U	5022	PT16TT	4512
E100/E350 302ci	1986/1992	5.0 V8	CARB	RV15YC4	BP4FS	T16PR-U11	5026	PTF16TT	4509
ECOSPORT XL-XLT	1998/2000	1.6 4L	SOHC	RE10PMCS	TR6B-10	PT16VR13	5068	PTV16TT	4513
ECOSPORT XLT/4WD	2000/2013	2.0 4L 16v	Duratec	RS14YC6	PTR6F-13	T20EPR-U15	5033	PT20TT	4512
ECO SPORT TITANIUM	2014/2016	2.0 4L 16v	DOHC					ITL20	5350
ESCAPE	2001/2003	2.0 4L	SFI	RS14YC6	PTR5A-13	PTV16TT	5068		
ESCAPE	2001/2003	3.0 V6	SFI	RS14YC6	ITR5F13	T16EPR-U15	5023	PT16TT	4511
ESCAPE	2005/2008	3.0 V6	SFI	RS14YC6	ITR5F13	T16EPR-U15	5023	PT16TT	4511
ESCORT/ORION	1989/1991	1.6 4L	CARB	RC10YCC4	BKR5E-11	K16PR-U11	3130	PK16TT	4503
EXC E100 351ci	1978	5.8 V8	CARB	RV15YC4	BP4FS	T16PR-U11	5026	PTF16TT	4509
EXPEDITION	2001/2003	5.4 V8	MPI	RS14YC6	ITR5F13	PT16TT	4511	PT16TT	4511
EXPEDITION	2004/2006	5.4 V8	SOHC	RS14YC6	ITR5F13	T16EPR-U15	5023	PT16TT	4511
EXPEDITION	2007/2010	5.4 V8	SOHC	RS14YC6	N/D	PT16EPR-L13	5070	PT16TT	4511
EXPLORER	1993/2000	4.0 V6	MPI	RS14YC6	TR55GP	PT16TT	4511	PT16TT	4511
EXPLORER	2000/2001	5.0 V8	SFI	RS14YC6	TR55GP	PT16TT	4511	PT16TT	4511
EXPLORER	2001/2003	4.6 V6	SFI	RS14YC6	TR55GP	PT16TT	4511	PT16TT	4511
EXPLORER SPORT-XLT	2001/2004	4.0 V6	MPI	RS14YC6	TR55GP	PT16TT	4511	PT16TT	4511
EXPLORER Sport-track	2005/2006	4.0 V6 12v	SOHC	RS9YCC	ITR6F13	T20EPR-U	5032	PT16TT	4511
EXPLORER Sport-track	2006/2009	4.6 V8 24v	MPI	RS14YC6	N/D	PT16EPR-L13	5070	PT16TT	4511
EXPLORER EDDI BAUER	2004/2006	4.6 V8	SOHC	RS14YC6	ITR5F13	PT16TT	4511	PT16TT	4511
EXPLORER EDDI BAUER	2006/2009	4.6 V8 24v	MPI	RS14YC6	N/D	PT16EPR-L13	5070	PT16TT	4511
EXPLORER	2014/2016	3.5 V6	MPI					ITV20	5339
F-100 300ci	1978/1983	4.9 6L	CARB	F14YC	AP5FS	MA9P-U	5005	N/D	N/D
F-150 300ci	1984/1992	4.9 6L	CARB	F14YC	AP5FS	MA9P-U	5005	N/D	N/D
F-150 351ci	1988/1996	5.8 V8	MPI	RS14YC6	BPR5FS-13	T16EPR-U15	5023	PT16TT	4511
F-150 302ci	1990/1996	5.0 V8	MPI	RV15YC4	BP4FS	T16PR-U11	5026	PTF16TT	4509
F-150 FORTALEZA	1998/2000	5.4 V8	MPI	RS14YC6	TR55GP	PT16TT	4511	PT16TT	4512
F-150 FORTALEZA XL	2001/2003	5.4 V8	MPI	RS14YC6	TR55GP	PT16TT	4511	PT16TT	4512
F-150 FORTALEZA	1998/2000	4.2 V6	MPI	RS14YC6	TR55GP	PT16TT	4511	PT16TT	4512
F-150 FORTALEZA 4x2-4x4	2001/2004	4.2 V6	SFI	RS14YC6	TR55GP	PT16TT	4511	PT16TT	4512



## Guía de Aplicaciones Parque Automotor de Venezuela

MARCA MODELO	AÑO	MOTOR	SIST. DE COMB.	CHAMPION	NGK	DENSO			
						STANDARD	CORTOPLATINUM	TT	CORTO
F-150 FX4	2005/2007	5.4 V8	MPI	RS14YC6	TR55GP	PT16TT	4511	PT16TT	4512
F-150XL	2005/2006	4.2 V6	SOHC	RS12YC	TR55-1GP	T16EPR-U	5022	PT16TT	4512
F-150 XLT	2004/2005	4.6 V8	MPI	RS14YC6	TR55GP	PT16TT	4511	PT16TT	4512
F-150 XLT	2005/2006	5.4 V8	MPI	RS9YCC	ITR6F13	T20EPR-U	5032	PT16TT	4512
F-150 XLT	2007/2008	5.4 V8	MPI	RS14YC6	N/D	PT16EPR-L13	5070	PT16TT	4512
F-250 SUPER DUTY	2011/2014	6.2 V8	MPI			ITV20TT	4719	ITV20	5339
F-350	1994/2000	4.9 6L	CARB	F14YC	AP5FS	MA9P-U	5005	N/D	N/D
F-350	1994/2000	5.8 V8	MPI	RV15YC4	BPR4FS	T16PR-U11	5026	PTF16TT	4509
FX4	2005/2010	5.4 V8	MPI					ITV20	5339
F-350 FORTALEZA todos	1998/2009	5.4 V8	MPI	RS14YC6	TR55GP	PT16TT	4511	PT16TT	4512
F-350 TRITON	2001/2010	5.4 V8	MPI	RS14YC6	N/D	PT16EPR-L13	5070	PT16TT	4512
F-350 SUPER DUTY	2011/2014	6.2 V8	MPI			ITV20TT	4719	ITV20	5339
F-600 255ci	1981/1982	4.2 V8	CARB	RV15YC4	BP4FS	T16PR-U11	5026	PTF16TT	4509
F-600/B-600 330ci	1964/1983	5.4 V8	CARB	F14YC	AP5FS	MA9P-U	5005	N/D	N/D
F-750 360ci	1964/1982	5.9 V8	CARB	F14YC	AP5FS	MA9P-U	5005	N/D	N/D
F-750/B-750 370ci	1979/1990	6.1 V8	CARB	BL9Y	BP6FS	T20P-U	5034	ITF20	5331
FAIRLANE 351ci W	1974/1977	5.7 V8	CARB	F14YC	AP5FS	MA9P-U	5005	N/D	N/D
FAIRLANE 351ci	1977/1980	5.7 V8	CARB	RV15YC4	BP4FS	T16PR-U11	5026	PTF16TT	4509
FAIRLANE 400ci	1977/1980	6.6 V8	CARB	RV15YC4	BP4FS	T16PR-U11	5026	PTF16TT	4509
FESTIVA	1992/2000	1.3 4L	CARB	RN12YC	BP6ES	W16EPR-U	3021	PW16TT	4501
FESTIVA	2000	1.3 4L	SFI	RC9YCN4	BKR6E-11	K20PR-U11	3121	PK20TT	4504
FIESTA Endura	1997/1998	1.3 4L 8v	MPI	RN9YC	BPR6EY	W20EXR-U	3066	PW20TT	4502
FIESTA Zetec	1997/2000	1.25 4L	MPI	RE10PMCS	PTR5A-13	PT16VR13	5068	PTV16TT	4543
FIESTA FAMILIAR	2001/2003	1.6 4L	MPI	RE10PMCS	TR6B-10	PT16VR13	5068	PTV16TT	4543
FIESTA FAMILIAR	2004/2006	1.6 4L	SOHC	RE10PMCS	TR6B-10	PT16VR13	5068	PTV16TT	4543
FIESTA MOVE	2010/2011	1.6 4L	SOHC	RE10PMCS	TR6B-10	PT16VR13	5068	PTV16TT	4543
FIESTA POWER	2004/2008	1.6 4L	SOHC	RE10PMCS	TR6B-10	PT16VR13	5068	PTV16TT	4543
FIESTA SPORT	2001/2002	1.6 4L	SOHC	RE10PMCS	TR6B-10	PT16VR13	5068	PTV16TT	4543
FIESTA TITANIUM	2014/2016	1.6 4L	MPI					ITL20	5350
FOCUS SE-ZTS-ZX3	2001/2003	2.0 4L VIN-3	MPI	RE10PMCS	PTR5A-13	PT16VR13	5068	PTV16TT	4543
FOCUS ZETEC 16v	2002/2003	1.8/2.0 4L	MPI	RE10PMCS	TR6B-13	N/D	N/D	PTV16TT	4543
FOCUS SE-ZTS-ZX3	2001/2003	2.0 4L VIN-P	MPI	RS14YC6	TR55VX			PT16TT	4512
FOCUS CLX 16v	2004/2006	2.0 4L	DOHC	RE10PMCS	PTR5A-13	PT16VR13	5068	PTV16TT	4543
FOCUS CLX GHIA 16v	2007/2009	2.0 4L	DOHC	RE10PMCS	PTR5A-13	PT16VR13	5068	PTV16TT	4543
FORTALEZA FLARESIDE	2001/2003	5.4 V8	MPI	RS14YC6	TR55GP			PT16TT	4511
FUSION	2007/2009	3.0 V6	DOHC	RS14YC6	N/D			PT16TT	4511
GALAXI 400ci	1974/1977	6.6 V8	CARB	RV15YC4	BP4FS	T16PR-U11	5026	PTF16TT	4509
GRANADA	1983/1985	3.8 V6	CARB	RS12YC	BPR5EFS-10			PT16TT	4512
GRAND MARQUIS	1992/1994	4.6 V8	MPI	RS12YC	BPR5EFS-10			PT16TT	4512
GRAND MARQUIS	1997/1998	5.0 V8	MPI	RS12YC	BPR5EFS-10			PT16TT	4512
GRAND MARQUIS	2000/2002	4.6 V8	MPI	RS14YC6	TR55VX			PT16TT	4512
KA	2004/2006	1.6 4L	SOHC	RE10PMCS	TR6B-10	PT16VR13	5068	PTV16TT	4543
LANSER	1997/2003	1.6 4L	MPI	RC12MC4	ZFR5F-11	KJ16CR-11	3131	PK20TT	4504



## Guía de Aplicaciones Parque Automotor de Venezuela

MARCA MODELO	AÑO	MOTOR	SIST. DE COMB.	DENSO					
				CHAMPION	NGK	STANDARD	CORTO	PLATINUM TT	CORTO
LANSER	1997/2006	1.8 4L	MPI	RC9YCN4	ZFR5F-11	K20PR-U11	3121	PK20TT	4504
LINCOLN	1992/1994	4.6 V8	SFI	RS12YC	BPR5EFS-10			PT16TT	4512
LINCOLN	1997/1998	5.4 V8	MPI	RS12YC	BPR5EFS-10			PT16TT	4512
LTD	1977/1980	5.0 V8	CARB	F14YC	AP5FS	MA9P-U	5005	N/D	N/D
LTD	1978/1982	5.0 V8	CARB	RV15YC4	BP4FS	T16PR-U11	5026	PTF16TT	4509
MAVERICK 250ci	1973/1977	4.1 6L	CARB	F14YC	AP5FS	MA9P-U	5005	N/D	N/D
MOTOR 302 Ci	1975/1982	5.0 V8	CARB	RV15YC4	BP4FS	T16PR-U11	5026	PTF16TT	4509
MOTOR 400ci	1977/1982	6.6 V8	CARB	RV15YC4	BP4FS	T16PR-U11	5026	PTF16TT	4509
MOTOR 429 ci	1979/1982	7.0 V8	CARB	RV15YC4	BP4FS	T16PR-U11	5026	PTF16TT	4509
MUSTANG 302ci	1975/1977	5.0 V8	CARB	RV15YC4	BP4FS	T16PR-U11	5026	PTF16TT	4509
MUSTANG GT	1983/1986	3.8 V6	CARB	RS12YC	BPR5EFS-10			PT16TT	4512
MUSTANG GT	1996/1997	4.6 V8	MPI	RV15YC4	BPR4FS	T16PR-U11	5026	PTF16TT	4509
MUSTANG GT	2000/2003	5.0 V8	SFI	RS12YC	BPR5EFS-10			PT16TT	4512
MUSTANG GT	2006/2009	4.6 V8	SOHC	RS12YC	N/D			PT16TT	4512
RANGER	1999/2000	4.0 V6	MPI	RS14YC6	TR55GP			PT16TT	4512
RANGER XL-XLT D/C	2001/2004	4.0 V6	SFI	RS14YC6	TR55GP			PT16TT	4512
RANGER XLT D/C	2005/2008	4.0 V6	MPI	RS9YCC	ITR6F13			PT16TT	4512
SIERRA	1985/1993	2.8 V6	CARB	RN9YC	BPR6ES	W20EPR-U	3047	PW20TT	4502
SIERRA	1986/1993	2.8 V6	INY	RN9YC	BPR6ES	W20EPR-U	3047	PW20TT	4502
TAURUS	1992/1995	3.0 V6	MPI	RC12MCC4	BPR5EFS-10	K16R-U11	3120	PK16TT	4503
TAURUS	1998	5.4 V8	MPI	RS12YC	BPR5EFS-10			PT16TT	4511
TAURUS	2001/2003	3.8 V6	SFI	RS14YC6	BPR5EFS-13			PT16TT	4511
TRACER	1992/1994	1.9 4L	SFI	RS9YCC	TR5-1			PT16TT	4511
VAN E100 351ci	1977	5.8 V8	CARB	RV15YC4	BP4FS	T16PR-U11	5026	PTF16TT	4509
VAN ECONOLINE	1992/1994	5.8 V8	CARB	RV15YC4	BP4FS	T16PR-U11	5026	PTF16TT	4509
WINDSTAR	2001/2003	3.8 V6	SFI	RS14YC6	TR55GP			PT16TT	4511
ZEPHIR	1975/1983	2.3 4L	CARB	RS12YC	BP5EFS			PT16TT	4511
ZEPHIR/FUTURA	1979/1981	3.3 6L	CARB	F14YC	AP5FS	MA9P-U	5005	N/D	N/D

## HONDA

ACCORD	1994/2003	2.2 4L	SOHC	RC12MC4	ZFR5F-11	KJ16CR-L11	3132	PK16TT	4503
ACCORD V-TEC	1996/1997	2.2 4L	SOHC	RC12MC4	ZFR5F-11	KJ16CR-L11	3132	PK16TT	4503
ACCORD	1995/1997	2.7 V6	MPI	RC12MC4	ZFR5F-11	KJ16CR-L11	3132	PK16TT	4503
ACCORD VTI	1998/2003	2.3 4L	MPI	RC12MC4	ZFR5F-11	KJ16CR-L11	3132	PK16TT	4503
ACCORD	1998/2003	3.0 V6	MPI	RC12MC4	ZFR5F-11	KJ16CR-L11	3132	PK16TT	4503
ACCORD EX	2004/2008	2.4 4L 16v	MPI	F7DC	IZFR6K-11	N/D	N/D	PK20TT	4504
ACCORD EX R	2004/2008	3.0 V6 24v	MPI	F7DC	IZFR6K-11	N/D	N/D	PK20TT	4504
CIVIC	1992/1995	1.5 4L	CARB	RC12MC4	BKR6E-11	KJ16CR-L11	3132	PK16TT	4503
CIVIC	1993/1995	1.5 4L	MPI	RC12MC4	BKR6E-11	KJ16CR-L11	3132	PK16TT	4503
CIVIC VTEC	1996/2003	1.6 4L	SOHC	RC12MC4	ZFR5F-11	KJ16CR-L11	3132	PK16TT	4503
CIVIC LX-EX	2001/2004	1.7 4L	DOHC	RC12MC4	ZFR5F-11	KJ16CR-L11	3132	PK16TT	4503
CIVIC EMOTION	2005/2010	1.8 4L 16v	DOHC	F7DC	IZFR6K-11S	N/D	N/D	PK20TT	4504
CR-V	2001/2004	2.0 4L	MPI	RC12MC4	ZFR5F-11	KJ16CR-L11	3132	PK16TT	4503




## Guía de Aplicaciones Parque Automotor de Venezuela

MARCA MODELO	AÑO	MOTOR	SIST. DE COMB.	DENSO					
				CHAMPION	NGK	STANDARD	CORTO	PLATINUM TT	CORTO
CR-V	2005/2006	2.4 4L	MFI	F7DC	IZFR6K-11	N/D	N/D	PK20TT	4504
CR-V LX-EX	2007/2009	2.4 4L 16v	DOHC	F7DC	IZFR6K-11	N/D	N/D	PK20TT	4504
FIT Twin Spark	2004/2006	1.4 4L	MPI	RC9YCN4	BKR6E-11	K20PR-U11	3121	PK20TT	4504
FIT LX	2006/2009	1.4 4L 8v	SOHC	RC12MC4	ZFR5F-11	KJ16CR-L11	3132	PK16TT	4503
INTEGRA VTEC	1995/2003	1.8 4L	MPI	RC10DMC	BKR6E-11	K20PR-U11	3121	PK20TT	4504
INTEGRA	1995/2003	1.8 4L	DOHC	RC12MC4	ZFR5F-11	KJ16CR-L11	3132	PK16TT	4503
LEGEND	1995	3.2 V6	MPI	RC9YCN4	BKR6E-11	K20PR-U11	3121	PK20TT	4504
LEGEND	1992/1994	3.2 V6	DOHC	RC9YCN4	PFR6G-11	K20PR-U11	3121	PK20TT	4504
NSX VTEC	1995/1999	3.0 V6	MPI	RC9YCN4	PFR6G-11	K20PR-U11	3121	PK20TT	4504
NSX VTEC	1997/1999	3.2 V6	MPI	RC9YCN4	PFR6G-11	K20PR-U11	3121	PK20TT	4504
ODYSSEY	1995/1996	2.2 4L	MPI	RC12MC4	ZFR5F-11	KJ16CR-L11	3132	PK16TT	4503
ODYSSEY	1998/2001	2.3 4L	MPI	RC12MC4	ZFR5F-11	KJ16CR-L11	3132	PK16TT	4503
ODYSSEY	2001/2003	3.5 V6	MPI	RC12MC4	ZFR5F-11	KJ16CR-L11	3132	PK16TT	4503
ODYSSEY EX	2007/2009	3.5 V6 24v	MPI	F7DC	IZFR5K-11	N/D	N/D	PK16TT	4503
PASSPORT	2001/2003	3.2 V6	MPI	RC12MC4	ZFR5F-11	KJ16CR-L11	3132	PK16TT	4503
PILOT EXL	2005/2007	3.2 V6 24v	MPI	RC12MC4	ZFR5F-11	KJ16CR-L11	3132	PK16TT	4503
PILOT EXL	2008/2010	3.2 V6 24v	MPI	F7DC	IZFR5K-11	N/D	N/D	PK16TT	4503
PRELUDE	1992/1995	2.0 4L	MPI	RC12MC4	ZFR5F-11	KJ16CR-L11	3132	PK16TT	4503
PRELUDE	1992/1996	2.3 4L	DOHC	RC12MC4	ZFR5F-11	KJ16CR-L11	3132	PK16TT	4503
PRELUDE VTEC	1995/1999	2.2 4L	MPI	RC12MC4	ZFR5F-11	KJ16CR-L11	3132	PK16TT	4503
PRELUDE	1995/1999	2.2 4L	MPI	RC12MC4	ZFR5F-11	KJ16CR-L11	3132	PK16TT	4503

## HYUNDAI

ACCENT	1995/2000	1.5 4L	MPI	RC10YC4	BKR5E-11	K16PR-U11	3130	PK16TT	4503
ACCENT FAMILIAR	2001/2005	1.3 4L	MPI	RC10YC4	BKR5E-11	K16PR-U11	3130	PK16TT	4503
ACCENT	2001/2006	1.5 4L	MPI	RC10YC4	BKR5E-11	K16PR-U11	3130	PK16TT	4503
ACCENT MAXX	2004/2006	1.5 4L	MPI	RC10YC4	BKR5E-11	K16PR-U11	3130	PK16TT	4503
ACCENT	2008/2009	1.6 4L	MPI	RC10YC4	BKR5E-11	K16PR-U11	3130	PK16TT	4503
ATOS Prime	2007/2010	1.1 4L	MPI	RC10YC4	BKR5E-11	K16PR-U11	3130	PK16TT	4503
ELANTRA	1992/1994	1.6 4L	MPI	RN9YC	BPR6ES-11	W20EPR-U	3047	PW20TT	4502
ELANTRA	2004/2010	1.5/1.6 4L	MPI	RN9YC	BPR6ES-11	W20EPR-U	3047	PW20TT	4502
ELANTRA	1996/2000	1.8 4L	MPI	RC10YC4	BPR6ES-11	K16PR-U11	3130	PK16TT	4503
ELANTRA GLS	2001/2002	2.0 4L 16v	MPI	RC10YC4	PFR5N-11	K16PR-U11	3130	PK16TT	4503
ELANTRA GL-GLS	2004/2010	2.0 4L 16v	MPI	RC10YC4	BPR6ES-11	K16PR-U11	3130	PK16TT	4503
ELANTRA	2004/2008	1.6 4L 16v	MPI	RC10YC4	BPR6ES-11	K16PR-U11	3130	PK16TT	4503
EXCEL	1992/2000	1.5 4L	CARB	RN9YC	BPR6ES-11	W20EPR-U	3047	PW20TT	4502
EXCEL	1992/1998	1.3/1.5 4L	CARB	RN9YC	BPR6ES-11	W20EPR-U	3047	PW20TT	4502
GALLOPER	1998/2000	3.0 V6	MPI	RN9YC	BPR6ES-11	W20EPR-U	3047	PW20TT	4502
GALLOPER	2001/2003	3.0 V6	MPI	RC9YCN4	PFR6B-11	K20PR-U	3121	PK20TT	4504
GETZ GL-GLS	2006/2009	1.3/1.6 4L	MPI	RC10YC4	BKR5E-11	K16PR-U11	3130	PK16TT	4503
GETZ GL-GLS	2006/2010	1.6 4L	MPI	RC10YC4	BKR5E-11	K16PR-U11	3130	PK16TT	4503
GRAUNDER	1992/1994	3.0 V6	DOHC	RC9YCN4	PFR6N-11	K20PR-U	3121	PK20TT	4504
H-1	2006/2009	2.4 4L 16v	MPI	RN9YC	BPR6ES-11	W20EPR-U	3047	PW20TT	4502



## Guía de Aplicaciones Parque Automotor de Venezuela


MARCA MODELO	AÑO	MOTOR	SIST. DE COMB.	DENSO					
				CHAMPION	NGK	STANDARD	CORTO	PLATINUM TT	CORTO
H-100	2006/2009	2.4 4L 16v	MPI	RN9YC	BPR6ES-11	W20EPR-U	3047	PW20TT	4502
MATRIX	2002/2003	1.8 4L 16v	MPI	RC10DMC	BPR6ES-11	K16PR-U11	3130	PK16TT	4503
SANTA FE	2001/	2.4 4L	DOHC	RC9YCN4	PGR5C-11	K20PR-U	3121	PK20TT	4504
SANTA FE	2002/2009	2.7 V6	DOHC	RC10YC4	BKR5E-11	N/D	N/D	PK16TT	4503
SCOUPE	1992/1994	1.5 4L 12v	MPI	RC10YC4	BKR5E-11	K16PR-U11	3130	PK16TT	4503
SONATA	1992/1994	2.0 4L	MPI	RN9YC	BPR6ES-11	W20EPR-U	3047	PW20TT	4502
SONATA	1996/2000	3.0 V6	MPI	RC10YC4	PGR5A-11	K16PR-U11	3130	PK16TT	4503
SONATA	2001/2002	2.5 V6	MPI	RC10YC4	PFR6B-11	K16PR-U11	3130	PK16TT	4503
SONATA	2002/2003	2.7 V6	MPI	RC10YC4	PFR6B-11	K16PR-U11	3130	PK16TT	4503
SONATA	2004/2006	2.7 V6 24v	MPI	RC10YC4	BKR5E-11	K16PR-U11	3130	PK16TT	4503
SONATA	2007/2009	2.7 V6 24v	MPI	RC10YC4	BKR5E-11	K16PR-U11	3130	PK16TT	4503
TIBURON	1996/2000	1.8 4L	MPI	RC10YC4	BKR5ES-11	K16PR-U11	3130	PK16TT	4503
TIBURON	2003/2006	2.7 V6 24v	MPI	RC10YC4	BKR5E-11	K16PR-U11	3130	PK16TT	4503
TIBURON	2007/2009	2.7 V6 24v	MPI	RC10YC4	BKR5E-11	K16PR-U11	3130	PK16TT	4503
TUCSON	2005/2009	2.0 4L 16v	MPI	RC10YC4	BKR5E-11	K16PR-U11	3130	PK16TT	4503
VERACTUZ	2007/2009	3.8 V6	MPI	RC10YC	BPR6ES	K16PR-U	3191	PK16TT	4503
VERNA	2002/2003	1.5 4L	MPI	RC10YC4	BKR5E-11	K16PR-U11	3130	PK16TT	4503

### ISUZU

AMIGO	1992/1996	2.3/2.6 4L	CARB	RN9YC	BKR5E	W20EPR-U	3047	PW20TT	4502
CARIBE	1985/1987	1.9 4L	CARB	N9YC	BP6ES	W20EP-U	3043	PW20TT	4502
CARIBE	1986/1992	2.3/2.6 4L	CARB	N9YC	BP6ES	W20EP-U	3043	PW20TT	4502
IMPULSE	1993/1994	1.6 4L	MPI	RC12YC	BP5ES	K20PR-U	3145	PK20TT	4504
PICK-UP	1992/1996	2.3/2. 4L	CARB	N9YC	BP6ES	W20PR-U	3043	PW20TT	4502
PICK-UP	1992/1996	3,1 V6	MPI	RV15YC4	BPR4FS	T16PR-U11	5026	PTF16TT	4509
RODEO	1992/1996	2.6 4L	MPI	RC12YC	BP5ES	K20PR-U	3145	PK20TT	4504
RODEO	1992/1996	3.2 V6	MPI	RC10YC4	BKR5E-11	K16PR-U11	3130	PK16TT	4503
STYLUS	1993/1995	1.6 4L	MPI	RC12YC	BP5ES	K20PR-U	3145	PK20TT	4504
TROOPER	1992/1996	3.2 V6	MPI	RC10DYC4	BKR5E-11	K16PR-U11	3130	PK16TT	4503

### Jeep

CHEROKEE	1988/2000	4.0 6L	MPI	RRC12LC	FR5-1	QJ16AR-U	3235	PK16TT	4503
CHEROKEE	2000/2000	4.0 6L	MPI	RC12ECC	ZFR5N	QJ16HR-U	5018	N/D	N/D
CHEROKEE LIBERTY	2001/2008	3.7 V6	MPI	RC12MC4	ZFR6F-11G	KJ20CR-L11	3169	PK20TT	4504
CHEROKEE LIM-REN-SPORT	2004/2008	3.7 V6	MPI	RC12MC4	ZFR6F-11G	KJ16CR-L11	3132	PK16TT	4503
CJ-5 232ci	1965/1980	3.8 6L	CARB	RN12YC	BP5ES	W16EPR-U	3021	PW16TT	4501
CJ-7 258ci	1976/1980	4.2 6L	CARB	RN12YC	BP5ES	W16EPR-U	3021	PW16TT	4501
CJ-10	1984/1987	4.2 6L	CARB	RN12YC	BP5ES	W16EPR-U	3021	PW16TT	4501
COMANCHE	1988/1990	4.0 6L	MPI	RC12LC	FR5-1	QJ16AR-U	3235	PK16TT	4503
COMMANDER	2007/2009	5.7 V8	DOHC	RE14MCC4	LZTR4A-11	N/D	N/D	ITL16	5349
COMPASS	2007/2009	2.4 4L 16v	MPI	RC12MC4	PZFR5-11	KJ16CR-L11	3132	PK16TT	4503
GRAND CHEROKEE	1995/2000	5.2 V8	MPI	RC12LC	FR5-1	QJ16AR-U	3235	PK16TT	4503
GRAND CHEROKEE	1999/2005	4.0 6L	MPI	RC12ECC	ZFR5N	QJ16HR-U	5018	N/D	N/D



## Guía de Aplicaciones Parque Automotor de Venezuela


MARCA MODELO	AÑO	MOTOR	SIST. DE COMB.	DENSO					
				CHAMPION	NGK	STANDARD	CORTO	PLATINUM TT	CORTO
GRAND CHEROKEE	2000/2008	4.7 V8	MPI	RC12MCC4	ZFR6F-11G	KJ20CR-L11	3169	PK20TT	4504
GRAND WAGONEER	1986/1989	4.2 6L	CARB	RC12ECC	BP5EFS	QJ16HR-U	5018	N/D	N/D
RENEGADO/LLANERO	1981/1987	4.2 6L	CARB	RC12ECC	BP5EFS	QJ16HR-U	5018	N/D	N/D
WAGONEER 304/360	1971/1980	5.0/5.9 V8	CARB	RN12YC	BP5ES	W16EPR-U	3021	PW16TT	4501
WAGONEER	1980/1987	4.2 6L	CARB	RC12ECC	BP5EFS	QJ16HR-U	5018	N/D	N/D
WILLYS (F-HEAD)	1946/1974	4L	CARB	UJ8	B6S	W20S-U	3075	N/D	N/D
WRANGLER CJX	1988/1990	4.2 6L	CARB	RC12ECC	ZFR5F-11	QJ16HR-U	5018	N/D	N/D
WRANGLER	1991/1995	4.0 6L	MPI	RC12ECC	ZFR5F-11	QJ16HR-U	5018	N/D	N/D
WRANGLER RENEGADE	2000/2002	4.0 6L	MPI	RC12ECC	ZFR5N	QJ16HR-U	5018	N/D	N/D
WRANGLER RUBICON	2007/2009	3.8 V6	MPI	RE12PEC5	LZTR4A-11	N/D	N/D	ITL16	5349

### KIA MOTORS

CARENS	2004/2006	1.8 4L 16v	MPI	RC12YC	BKR5E-11	K16PR-U11	3130	PK16TT	4503
CARENS	2007/2009	2.0 4L 16v	MPI	RC12YC	BKR5E-11	K16PR-U11	3130	PK16TT	4503
CERATO	2000/2004	1.6 4L 16v	MPI	RC12YC	BKR5E-11	K16PR-U11	3130	PK16TT	4503
CERATO	2000/2004	2.0 4L 16v	MPI	RC12YC	BKR5E-11	K16PR-U11	3130	PK16TT	4503
CARNIVAL	2000/2003	2.5 V6 24v	MPI	RC12YC	BKR5E-11	K16PR-U11	3130	PK16TT	4503
OPIRUS	2004/2008	3.5 V6 24v	MPI	RC12YC	BKR5E-11	K16PR-U11	3130	PK16TT	4503
OPTIMA	2001/2004	2.5 V6 24v	MPI	RC12YC	BKR5E-11	K16PR-U11	3130	PK16TT	4503
OPTIMA	2006/2009	2.0 4L 16v	MPI	RC12YC	BKR5E-11	K16PR-U11	3130	PK16TT	4503
OPTIMA	2008/2010	2.7 V6	MPI	REC9YCL	ILZFR5B	N/D	N/D	PKH16TT	4505
PICANTO GLS/LX/EX	2004/2009	1.1 4L	MPI	RC12YC	BKR5E-11	K16PR-U11	3130	PK16TT	4503
RIO	2000/2004	1.3 4L	MPI	RC12YC	BKR5E-11	K16PR-U11	3130	PK16TT	4503
RIO	2000/2006	1.5 4L 16v	MPI	RC12YC	BKR5E-11	K16PR-U11	3130	PK16TT	4503
RIO	2007/2009	1.6 4L 16v	MPI	RC12YC	BKR5E-11	K16PR-U11	3130	PK16TT	4503
SEDONA	2004/2006	3.5 V6 12v	MPI	RC12YC	BKR5E-11	K16PR-U11	3130	PK16TT	4503
SEPHIA	2000/2001	1.5/1.8 4L	MPI	RC12YC	BKR5E-11	K16PR-U11	3130	PK16TT	4503
SHUMA	2000/2002	1.8 4L	MPI	RC12YC	BKR5E-11	K16PR-U11	3130	PK16TT	4503
SHUMA II	2002/2004	1.8 4L 16v	MPI	RC12YC	BKR5E-11	K16PR-U11	3130	PK16TT	4503
SORENTO	2006/2007	3.5 V6 12v	MPI	RC12YC	BKR5E-11	K16PR-U11	3130	PK16TT	4503
SPECTRA	2002/2004	1.6 4L 16v	MPI	RC12YC	BKR5E-11	K16PR-U11	3130	PK16TT	4503
SPORTAGE	2000/2003	2.0 4L 16v	MPI	RC12YC	BKR5E-11	K16PR-U11	3130	PK16TT	4503
SPORTAGE	2002/2007	2.7 V6 24v	MPI	RC12YC	BKR5E-11	K16PR-U11	3130	PK16TT	4503


### LADA

21051 (1200)	1992/1996	1.2 4L	CARB	RN9YC	BP5ES	W20EPR-U	3047	PW20TT	4502
2103/2106 (1500-1600)	1992/1996	1.5/1.6 4L	CARB	RN9YC	BP5ES	W20EPR-U	3047	PW20TT	4502
2106/2017 (1600)	1992/1996	1.6 4L	CARB	RN9YC	BP5ES	W20EPR-U	3047	PW20TT	4502
MATRIUSKA	1992/1996	1.5/1.6 4L	CARB	RN9YC	BP5ES	W20EPR-U	3047	PW20TT	4502
NIVA	1992/1996	1.6 4L	CARB	RN9YC	BP5ES	W20EPR-U	3047	PW20TT	4502
NIVA	2001/2002	1.7 4L	INY	RC10YC4	BKR5ES	K16PR-U11	3130	PK16TT	4503
SAMARA	1992/1996	1.6 4L	CARB	RN9YC	BP5ES	W20EPR-U	3047	PW20TT	4502
Modelos nuevos	2009/2011	1.6 4L	INY	RC10YC4	BKR5ES	K16PR-U11	3130	PK16TT	4503



## Guía de Aplicaciones Parque Automotor de Venezuela

MARCA MODELO	AÑO	MOTOR	SIST. DE COMB.	DENSO					
				CHAMPION	NGK	STANDARD	CORTO	PLATINUM TT	CORTO
									
DEFENDER	1999/2000	4.0 V8	MPI	RN12YC	BPR6EY	W16EPR-U	3021	PW16TT	4501
DISCOVERY	1990/1996	3.5 V8	MPI	RN12YC	BPR6EY	W16EPR-U	3021	PW16TT	4501
DISCOVERY	1998/2003	4.0 V8	MPI	RC9YC/RC10DMC	BKR6EK	K20TXR	5063	PK20TT	4504
FREELANDER	1998/2003	1.8 4L 16v	MPI	RC9YC/RC10DMC	BKR6EK	K20TXR	5063	PK20TT	4504
LAND ROVER	1963/2008	2.3/2.6	CARB	N9YC	BP6ES	W20EP-U	3043	PW20TT	4502
RANGE ROVER	1970/1976	3.5 V8	CARB	N9YC	BP6HS	W20FPR-U	3070	IWF20	5378
RANGE ROVER	1976/1986	3.5 V8	CARB	RN12YC	BPR6ES	W16EPR-U	3021	PW16TT	4501
RANGE ROVER	1987/1990	3.5 V8	MPI	RN12YC	BPR6EY	W16EPR-U	3021	PW16TT	4501
RANGE ROVER	1999/2003	4.6 V8	MPI	RC9YC/RC10DMC	BKR6EK	W16EPR-U	3021	PW16TT	4501
									
2	2009/2001	1.5 16v 4L	MPI	RC12PEC5		N/D	N/D	PK16TT	4503
3	2005/2008	1.6 4L 16v	MPI	RC9YCN4	BKR6E-11	K20PR-U11	3121	PK20TT	4504
3	2005/2008	2.0 4L 16v	MPI	RS14PYP6	ITR6F13	N/D	N/D	PT16TT	4511
323	1984/1997	1.3/1.5 4L	CARB	RN9YC	BKR5E	W20EPR-U	3047	PW20TT	4502
5	2005/2008	2.0 4L 16v	MPI	RS14PYP6	ITR6F13	N/D	N/D	PT16TT	4511
6	2004/2008	2.3 4L 1	MPI	RS14PYP6	ITR6F13	N/D	N/D	PT16TT	4511
626	1982/1998	2.0 4L	CARB	RN12YC	BPR5ES	W16EPR-U	3021	PW16TT	4501
626	1994/2003	2.0 4L	MPI	RN9YC	BKR5E	W20EPR-U	3047	PW20TT	4502
626 MATSURI	1994/1998	2.0 4L	MPI	RC12YC	BKR6E	K16PR-U11	3130	PK16TT	4503
626 GLX	2004/2006	2.0 4L 16v	MPI	RN9YC	BKR5E	W20EPR-U	3047	PW20TT	4502
929	1992/1996	3.0 V6 24v	MPI	RC12YC	BKR5EVX-11	K16PR-U11	3130	PK16TT	4503
ALLEGRO	1995/2000	1.6 4L	MPI	RC9YCN4	BKR5E	K20PR-U11	3121	PK20TT	4504
ALLEGRO	1996/2000	2.0 4L	MPI	RC12YC	BKR5E	K16PR-U11	3130	PK16TT	4503
ALLEGRO	2001/2003	1.6/1.8 4L	MPI	RC9YCN4	BKR5E	K20PR-U11	3121	PK20TT	4504
B2200	1997/1998	2.2 4L	CARB	RC9YC/RC10DMC	BKR6ES	K20PR-U	3145	PK20TT	4504
B2200	2001/2003	2.2 4L	MPI	RN12YC	BPR5ES	W16EPR-U	3021	PW16TT	4501
B2300	1993/1996	2.3 4L	MPI	RS9YC	BPR5EFS-13			PT16TT	4511
B2300	2005/2006	2.3 4L	MPI	RC12YC	PTR5F-11	K16PR-U11	3130	PK16TT	4503
B2500	1999/2000	2.5 4L	SEFI	RS9YC	BPR5EFS-13			PT16TT	4511
B2600	1997/1998	2.6 4L	MPI	RC12MC4	ZFR5F-11	KJ16CR-11	3131	PK16TT	4503
B2600	2001/2007	2.6 4L	MPI	RC12MC4	ZFR5F-11	KJ16CR-11	3131	PK16TT	4503
B3000	1994/1996	3.0 V6	MPI	RS9YC	BPR5EFS-13			PT16TT	4511
B4000	1995/1996	4.0 V6	MPI	RS9YC	BPR5EFS-13			PT16TT	4511
B4000	1999/2000	4.0 V6	SEFI	RS9YC	BPR5EFS-13			PT16TT	4511
B4000	2004/2006	4.0 V	MPI	RC12YC	PTR5F-11	K16PR-U11	3130	PK16TT	4503
BT-50	2008/2009	2.6 4L	MPI	RC12MC4	ZFR5F-11	KJ16CR-11	3131	PK16TT	4503
COUPE HS	1984/1997	1.3/1.5 4L	CARB	N12YC	BP5ES	W16EP-U	3018	PW16TT	4501
CX-7	2008/2009	2.3 4L	MPI	RS14PYP6	ITR6F13			PT16TT	4511
DEMIO	2004/2008	1.5 4L 16v	DOHC	RC12YC	BKR5E	K16PR-U11	3130	PK16TT	4503
MIATA	1994/1996	1.8 4L	MPI	RC9YCN4	BKR5E	K20PR-U11	3121	PK20TT	4504



## Guía de Aplicaciones Parque Automotor de Venezuela

MARCA MODELO	AÑO	MOTOR	SIST. DE COMB.	DENSO					
				CHAMPION	NGK	STANDARD	CORTO	PLATINUM TT	CORTO
MIATA	1997/2005	1.8 4L	MPI	RC12YC	BKR5E-11	K16PR-U11	3130	PK16TT	4503
MIATA	2005/2008	2.0 4L	MPI	RE7PYC5	TR6B-10	N/D	N/D	PTV16TT	4513
MPV	1990/1998	3.0 V6	MPI	RC12MC4	ZFR5F-11	KJ16CR-11	3131	PK16TT	4503
MX-5 16v	1993/1998	1.6/1.8 4L	MPI	RC9YCN4	BKR5E-11	K20PR-U11	3121	PK20TT	4504
NAVAJO	1992/1996	4.0 V6	MPI	RS9YC	BPR5EFS-13			PT16TT	4511

### Mercedes-Benz


190E	1981/1993	2.3 4L	CSI	RS12YC	BP6EFS			PT16TT	4512
190E	1990/1993	2.0 4L	CSI	RS12YC	BP6EFS			PT16TT	4512
230C	1997/1997	2.6 6L	CSI	RC12YC	BKR5E-11	K16PR-U11	3130	PK16TT	4503
260E	1987/1989	2.6 6L	CSI	RS12YC	BP6EFS			PT16TT	4512
280 C-E-S-SE	1968/1981	2.8 6L	CARB	RN12YC	BP6ES	W16EPR-U	3021	PW16TT	4501
280 C-E-S	1979/1985	2.8 6L	CSI	RC12YC	BPR6EY	K16PR-U11	3130	PK16TT	4503
300E	1988/1991	3.0 6L	CSI	RS12YC	BP6EFS			PT16TT	4512
350 SL	1972/1980	3.5 V8	CSI	RN9YC	BPR6ES	W20EXR-U	3066	PW20TT	4502
420 SE-SL-SEL-SEC	1985/1991	4.2 V8	CSI	N9YC	BP6ES	W20EP-U	3043	PW16TT	4501
450 SL-SE-SEL-SCL	1973/1980	4.5/5.0 V8	CSI	N9YC	BP6ES	W20EP-U	3043	PW16TT	4501
500 E-SL-SLC	1985/1987	5.0	CSI	RN9YC	BPR6ES	W20EXR-U	3066	PW20TT	4502
600 SL	1992/1993	6.0 V8	CSI	RC10YC	BKR6E	K16PR-U	3191	PK16TT	4503
A160	1997/2010	1.6 4L	MPI	RC10VTYC4	BKUR6ET-10	K20PBR-S10	5061	PK20TT	4504
A190	1999/2009	1.9 4L	MPI	RC10VTYC4	BKUR5ET	K20PBR-S10	5061	PK20TT	4504
C200 KOMPRESSOR	2000/2005	2.0 4L	MPI	RC10VTYC4	IFR6D10	K20PBR-S10	5061	PK20TT	4504
C230 KOMPRESSOR	1995/2003	2.3 4L	MPI	RC10VTYC4	BKR6E	K20PBR-S10	5061	PK20TT	4504
C320	2000/2005	3.2 6V	MPI	RC12PEC5	IFR5D10	N/D	N/D	PK16TT	4503
CLK320	2000/2003	3.2 6V	CSI	RC12PEC5	PFR5G-11	N/D	N/D	PK16TT	4503
CLK430	1998/2009	4.3 V8 24v	CSI	RC12PEC5	PFR5G-11	N/D	N/D	PK16TT	4503
E240	1997/2003	2.4 4L	CSI	RC12PEC5	IFR5D10	N/D	N/D	PK16TT	4503
E320 ELEGANCE	1998/2003	3.2 V6	CSI	RC12PEC5	IFR5D10	N/D	N/D	PK16TT	4503
E430	1997/2002	4.3 V8 24v	CSI	RC12YC	PFR5G-11	K16PR-U11	3130	PK16TT	4503
E55 AMG	2001/2003	5.4 V8 24v	CSI	RC9YC/RC10DMC	BKR6EKC	K20TXR	5063	PK20TT	4504
G320	1997/2000	3.2 V6	CSI	RC12PEC5	PFR5G-11	N/D	N/D	PK16TT	4503
G500	2002/2008	5.0 V8	CSI	RC12YC	BKR5E-11	K16PR-U11	3130	PK16TT	4503
G500	1998/2000	5.0 V8	CSI	RC12PEC5	IFR5D10	N/D	N/D	PK16TT	4503
ML230	1998/2003	2.3 4L 16v	CSI	RC10VTYC4	BKUR6ET-10	K20PBR-S10	5061	PK20TT	4504
ML320	2000/2003	3.2 V6	CSI	RC9YC/RC10DMC	BKR6EKC	K20TXR	5063	PK20TT	4504
ML430	2000/2003	4.3 V8 24v	CSI	RC9YC/RC10DMC	BKR6EKC	K20TXR	5063	PK20TT	4504
S430	2000/2006	4.3 V8	CSI	RC12YC	PFR5G-11	K16PR-U11	3130	PK16TT	4503
S500	1993/1998	5.0 V8	CSI	RC9YC	BKR6E	K20PR-U	3145	PK16TT	4503
S500	1998/2006	5.0 V8 24v	CSI	RC12YC	PFR5G-11	K16PR-U11	3130	PK16TT	4503
S600	1994/1999	6.0 V12	CSI	RC9YC	BKR6E	K20PR-U	3145	PK16TT	4503
SLK230 KOMPRESSOR	2000/2003	2.3 4L	CSI	RC10VTYC4	BKUR6ET-10	K20PR-U	3145	PK20TT	4504






## Guía de Aplicaciones Parque Automotor de Venezuela

MARCA MODELO	AÑO	MOTOR	SIST. DE COMB.	DENSO					
				CHAMPION	NGK	STANDARD	CORTO	PLATINUM TT	CORTO
									
COOPER	2001/2006	1.6 4L 16v	MPI	RC9YC/RC10DMC	BKR6EKC	K20TXR	5063	PK20TT	4504
COOPER S	2002/2003	1.6 4L 16v	MPI	RC9YC/RC10DMC	BKR6EKC	K20TXR	5063	PK20TT	4504
CORD	1992/1998	1.0 4L	CARB	RN12YC	BPR5ES	W16EPR-U	3021	PW16TT	4501
									
3000 GT	1993/1994	3.0 V6	MPI	RC12YC	BKR5E-11	K16PR-U11	3130	PK16TT	4503
COLT GTI	1993/1994	1.6/1.8 4L	MPI	RN12YC	BPR5ES	W16EPR-U	3021	PW16TT	4501
DIAMANTE	2001/2004	3.5 6V	MPI	RC12YC	PZFR6F-11	K16PR-U11	3130	PW20TT	4502
ECLIPSE	1992/1994	1.8/2.0 4L	DOHC	RN9YC	BPR6ES	W20EPR-U	3047	PW20TT	4502
ECLIPSE	1997/1998	2.0 4L	DOHC	RC9YCN4	BKR6E-11	K20PR-U11	3121	PK20TT	4504
ECLIPSE	2001/2002	3.0 V6	SOHC	RC9YCN4	PFR6G-11	K20PR-U11	3121	PK20TT	4504
EXCEED	1994/1995	2.4 4L	MPI	RN9YC	BPR6ES	W20EPR-U	3047	PW20TT	4502
EXPO	1992/1995	2.4 4L	MPI	RC12YC	BKR5E-11	K16PR-U11	3130	PK16TT	4503
GALANT MF-MX-ZX-MS	1991/1996	2.0 4L 16v	MPI	RN9YC	BPR6ES	W20EPR-U	3047	PW20TT	4502
GALANT MF-MX	97/2006	2.5 V6 24v	MPI	RC9YCN4	PFR6G-11	K20PR-U11	3121	PK20TT	4504
GALANT VR	2004/2006	2.5 V6 24v	MPI	RC9YCN4	PFR6G-11	K20PR-U11	3121	PK20TT	4504
GRANDIS	2005/2009	2.4 4L 16v	SOHC	N/D	ILZFR6A	K20HR-U11	3381	PKH20TT	4506
L200 PICK-UP	1998/1998	2.0 4L	CARB	RN9YC	BPR6ES	W20EPR-U	3047	PW20TT	4502
L200 SPORTERO	2008>	3.5 V6	MPI	RC9YC/RC10DMC	BKR6EKC	K20TXR	5063	PK20TT	4504
L300 PANEL	1994/1999	2.0 4L	CARB	RN9YC	BPR6ES	W20EPR-U	3047	PW20TT	4502
L300 PANEL	2000/2007	2.0 4L 16v	MPI	RC9YC	BKR6E	K20PR-U	3145	PK16TT	4503
LANCER	1993/2000	1.3 4L 12v	CARB	RN12YC	BP5ES	W16EPR-U	3021	PW16TT	4501
LANCER	1993/2000	1.5 4L 12v	CARB	RN12YC	BP5ES	W16EPR-U	3021	PW16TT	4501
LANCER	1994/1996	1.6 4L 12v	CARB	RC12YC	BKR5E-11	K16PR-U11	3130	PK16TT	4503
LANCER	1994/1996	1.8 4L 12v	CARB	RC9YCN4	PFR6G-11	K20PR-U11	3121	PK20TT	4504
LANCER	2001/2002	1.3 4L 12v	CARB	RC10YC	BKR5E	K16PR-U	3191	PK16TT	4503
LANCER	2002/2004	1.3 4L 12v	MPI	RC12YC	BKR5E-11	K16PR-U11	3130	PK16TT	4503
LANCER 4G/8	2001/2002	1.6 4L 16v	MPI	RC12YC	BKR5E-11	K16PR-U11	3130	PK16TT	4503
LANCER	2001/2002	1.8 4L 16v	GDI	RC12YC	BKR6EKUC	K16PR-U11	3130	PK16TT	4503
LANCER GLX	2002/2011	1.6 4L 16v	MPI	RC12YC	BKR5E-11	K16PR-U11	3130	PK16TT	4503
LANCER TOURING	2002/2011	2.0 4L 16v	MPI	RC12YC	BKR5E-11	K16PR-U11	3130	PK16TT	4503
MIRAGE 4G93	1997/2000	1.8 4L 16v	MPI	RC12YC	BKR5E-11	K16PR-U11	3130	PK16TT	4503
MONTERO	1992/2000	3.0 V6	MPI	RN9YC	BPR6ES	W20EPR-U	3047	PW20TT	4502
MONTERO SPORT-DAKAR	2001/2009	3.0 V6	MPI	RC12MC4	ZFR5F-11	KJ16CR-11	3131	PK16TT	4503
MONTERO LIMITED	2001/2003	3.5 V6	MPI	RC12MC4	ZFR5F-11	KJ16CR-11	3131	PK16TT	4503
MONTERO LIMITED	2006/2009	3.8 V6	MPI	RC9YCN4	BKR6E-11	K20PR-U11	3121	PK20TT	4504
OUTLANDER	2006/2009	2.4 4L 16v	MPI	N/D	LZFR6A1	K20HR-U11	3381	PKH20TT	4506
SIGMA	1992/1994	3.0 V6	SOHC	RN12YC	BPR5ES	W16EPR-U	3021	PW16TT	4501
SIGNO FAMILIAR	2003/2008	1.3 4L 12v	MPI	RC12YC	BKR5E-11	K16PR-U11	3130	PK16TT	4503
SIGNO PLUS	2006/2010	1.6 4L 16v	MPI	RC12YC	BKR5E-11	K16PR-U11	3130	PK16TT	4503
SPACE WAGON	1997/2000	1.8 4L	MPI	RC9YCN4	BKR6E-11	K20PR-U11	3121	PK20TT	4504



## Guía de Aplicaciones Parque Automotor de Venezuela

MARCA MODELO	AÑO	MOTOR	SIST. DE COMB.	DENSO					
				CHAMPION	NGK	STANDARD	CORTO	PLATINUM TT	CORTO
SPACE WAGON	1995/2000	2.0 4L	CARB	RN9YC	BPR6ES	W20EPR-U	3047	PW20TT	4502
SPACE WAGON	2001/2003	2.3 4L	MPI	RC9YCN4	BKR6E-11	K20PR-U11	3121	PK20TT	4504
<b>NISSAN</b>									
200SX	1995/1998	1.6 4L	MPI	RC9YCN4	BKR6E-11	K20PR-U11	3121	PK20TT	4504
240SX	1995/1998	2.4 4L	MPI	RC9YCN4	BKR6E-11	K20PR-U11	3121	PK20TT	4504
350Z	2004/2008	3.5 V6 24v	DOHC	REC10YC4	LFR5A-11	K16HPR-U11	6076	PKH16TT	4505
370Z	2009>	3.7 V6 24v	DOHC	REC10YC4	LFR5A-11	N/D	N/D		
AD WAGON	1995/1997	1.6 4L	CARB	RC12YC	BKR5E-11	K16PR-U11	3130	PK16TT	4503
ALMERA QG	1995/2010	1.6 4L	DOHC	RC12YC	BKR5E-11	K16PR-U11	3130	PK16TT	4503
ALTIMA	1993/1996	2.0 4L	MPI	RC12YC	PFR5G-11	K16PR-U11	3130	PK16TT	4503
ALTIMA QR25	2003/2008	2.5 4L 16v	ECCS	REC10YC4	LFR5A-11	K20HR-U11	3381	PKH16TT	4505
ALTIMA VQ35	2005/2008	3.5 V6 24v	ECCS	REC10YC4	LFR5A-11	K16HPR-U11	6076	PKH16TT	4505
ARMADA	2005/2008	5.6 V8	FI	REC10YC4	LFR5A-11	K16HPR-U11	6076	PKH16TT	4505
BLUE BIRD	1995/1997	2.0 4L	MPI	RC12YC	BKR5E-11	K16PR-U11	3130	PK16TT	4503
FRONTIER	2000/2004	2.4 4L	MPI	RC9YCN4	BKR6E-11	K20PR-U11	3121	PK20TT	4504
FRONTIER KA24DE	2000/2004	3.3 V6	SOHC	RC12YC	BKR5E-11	K16PR-U11	3130	PK16TT	4503
MAXIMA	1998/2000	2.0 4L	MPI	RC9YCN4	BKR6E-11	K20PR-U11	3121	PK16TT	4503
MAXIMA	1999/2000	3.0 V6	SFI	RC12YC	PFR5G-11	K16PR-U11	3130	PK16TT	4503
MAXIMA	2001/200	3.0 V6	SFI	RC12YC	BKR5E-11	K16PR-U11	3130	PK16TT	4503
MURANO	2004/2008	3.5 V6	ECCS	REC10YC4	LFR5A-11	K20HR-U11	3381	PKH20TT	4506
MURANO	2009>	3.5 V6	ECCS	REC10YC4	LFR5A-11	N/D	N/D	PKH20TT	4506
NX2000	1993/1994	2.0 4L	SFI	RC12YC	BKR5E-11	K16PR-U11	3130	PK16TT	4503
PATHFINDER	1993/1994	2.4 4L	CARB	RN12YC	BPR5ES	W16EPR-U	3021	PW16TT	4501
PATHFINDER VG33	1995/2002	3.3 V6	SFI	RC12YC	BKR5E-11	K16PR-U11	3130	PK16TT	4503
PATHFINDER VQ35DE	2004/2006	3.5 V6 24v	ECCS	REC10YC4	LFR5A-11	K20HR-U11	3381	PKH20TT	4506
PATHFINDER VQ40	2004/2009	4.0 V6 24v	ECCS	REC10YC4	LFR5A-11	K20HR-U11	3381	PKH20TT	4506
PATROL	1972/1977	4.0 6L	CARB	N9YC	BP5ES	W16EP-U	3018	PW16TT	4501
PATROL	1992/2002	4.2 6L	CARB	RN12YC	BPR5ES	W16EPR-U	3021	PW16TT	4501
PATROL	1995/1998	3.0 V6	SFI	RC12YC	BKR5E-11	K16PR-U11	3130	PK16TT	4503
PATROL	1997/2003	4.2 6L	MPI	RN9YC	BPR6ES	W20EPR-U	3047	PW20TT	4502
PATROL	2002/2009	4.8 6L	ECCS	REC10YC4	LFR5A-11	K20HR-U11	3381	PKH20TT	4506
PICK-UP D-21	93/2000	2.4 4L	CARB	RN9YC	BPR6ES	W20EPR-U	3047	PW20TT	4502
PICK-UP D-21	95/2000	2.0 4L	CARB	RN9YC	BPR6ES	W20EPR-U	3047	PW20TT	4502
PICK-UP D-22	99/2002	2.4 4L	MPI	RC12YC	BKR5E-11	K16PR-U11	3130	PK16TT	4503
PRIMERA	96/2004	2.0 4L 16v	DOHC	RC12MCC4	BKR5EY-11	K16R-U11	3120	PK16TT	4503
PULSAR	1990>	1.6 4L	DOHC	RC12YC	BKR5E-11	K16PR-U11	3130	PK16TT	4503
QUEST	1993>	3.0 V6	MPI	RC9YC	BKR6E	K20PR-U	3145	PK20TT	4504
SENTRA	1992/1996	1.6 4L	CARB	RN12YC	BPR5ES	W16EPR-U	3021	PW16TT	4501
SENTRA S/S	1992/1996	1.6 4L	MPI	RC12YC	BKR5E-11	K16PR-U11	3130	PK16TT	4503
SENTRA S/EX	1997/2000	1.6 4L	MPI	RC12YC	BKR5E-11	K16PR-U11	3130	PK16TT	4503
SENTRA XE/XGE	2001/2008	1.8 4L	MPI	RC12YC	BKR5E-11	K16PR-U11	3130	PK16TT	4503
SENTRA XE/XGE SR20DE	2007/2010	2.0 4L 16v	ECCS	RC9MCC	BKR6EY	K20R-U	3122	PK20TT	4504



## Guía de Aplicaciones Parque Automotor de Venezuela

MARCA MODELO	AÑO	MOTOR	SIST. DE COMB.	DENSO					
				CHAMPION	NGK	STANDARD	CORTO	PLATINUM TT	CORTO
SUNNY	1990/1992	1.8 4L	CARB	RN12YC	BPR5ES	W16EPR-U	3021	PW16TT	4501
TERRANO KA24E	1996/2005	2.4 4L	MPI	RC12YC	BKR5E-11	K16PR-U11	3130	PK16TT	4503
TIIDA MR18DE	2007/2009	1.8 4L 16v	MPI	N/D	PLZKAR6A-11	XE20HR-U9	3427	N/D	ND
TITAN	2005/2008	5.6 V8	FI	REC10YC4	LFR5A-11	K16HPR-U11	6076	PKH16TT	4505
URVAN	1990/1992	2.0 4L	CARB	RN12YC	BPR5ES	W16EPR-U	3021	PW16TT	4501
X-TERRA KA24E	2000/2004	2.4 4L	MPI	RC9YCN4	BKR6E-11	K20PR-U11	3121	PK20TT	4504
X-TERRA VG33E	2000/2004	3.3 V6	MPI	RC12YC	BKR5E-11	K16PR-U11	3130	PK16TT	4503
X-TRAIL	2002/2003	2.5 4L	MPI	RC9YCN4	BKR6E-11	K20PR-U11	3121	PK20TT	4504
X-TRAIL	2006/2009	2.5 4L	MPI	REC10YC4	LFR5A-11	K20HR-U11	3381	PKH20TT	4506

### OPEL

ASCONA	1969/1973	1.2 4L	CARB	L87YC	BP6HS	W20FP-U	3068	IWF20	5378
MANTA	1971/1975	1.2/1.9 4L	CARB	L87YC	BP6HS	W20FP-U	3068	IWF20	5378
MANTA	1971/1975	1.6 4L	CARB	L87YC	BP6HS	W20FP-U	3068	IWF20	5378
RECORD	1971/1975	1.7/1.9 4L	CARB	L87YC	BP6HS	W20FP-U	3068	IWF20	5378
VECTRA GL-GLS	1993/1993	2.0 4L 16v	MPI	RC9YC/RC10DMC	BPR5EY	K20TXR	5063	PK20TT	4504

### PEUGEOT

205 GR-CT-SR	1992/1994	1.4 4L	MPI	RS12YC	BPR5EFS			PT16TT	4512
205 GTI	92/94	1.9 4L	MPI	RC9YC/RC10DMC	BKR6EKC	K20TXR	5063	PK20TT	4504
206 SW	2007/2009	1.6 4L 16v	DOHC	REC10YC4	LFR6B	K20HR-U11	3381	PKH16TT	4505
206 B&S	2007/2009	1.4 4L 8V	DOHC	RC9YC	BKR6EZ	K20PR-U	3145	PK20TT	4504
207	2009/2010	1.6 4L 16v	DOHC	REC10YC4	LFR6B	K20HR-U11	3381	PKH16TT	4505
307 SW	2007/2010	2.0 4L 16v	DOHC	REC10YC4	LFR6B	K20HR-U11	3381	PKH16TT	4505
405 SRI	1993/1994	1.9 4L	MPI	RC9YC/RC10DMC	BKR6EKC	K20TXR	5063	PK20TT	4504
408	2013/2016	2.0 4L 16v	MPI	RC12YC5	BKRSESA-11	K16PR-U11	3130	PK16TT	4503
PARTNER	2012/2016	1.4 4L	MPI	RC12YC5	BKRSESA-11	K16PR-U11	3130	PK16TT	4503
605 SV	1993/1994	3.0 V6 24v	MPI	RC10VTYC4	BCPR6ET	K20PBR-S10	5061	PK20TT	4504




### PORSCHE

911	1994/1998	3.6 H6	MPI	RC9YC/RC10DMC	BKR6EKC	K20TXR	5063	PK20TT	4504
911	2000/2002	3.4 H6	MPI	RC9YC/RC10DMC	BKR6EKC	K20TXR	5063	PK20TT	4504
911 TURBO	2001/2002	3.6 H6	MPI	RC9YC/RC10DMC	BKR6EKC	K20TXR	5063	PK20TT	4504
928	1986/1991	5.0 V8	MPI	RN9YC	BPR6ES	W20EPR-U	3047	PW20TT	4502
928	1993/1996	5.4 V8 24v	MPI	RN9YC	BPR6ES	W20EXR-U	3066	PW20TT	4502
944 TURBO	1985/1991	2.5 4L	MPI	RN9YC	BPR6ES	W20EPR-U	3047	PW20TT	4502
944	1990/1991	3.0 H6	MPI	RN9YC	BPR6ES	W20EXR-U	3066	PW20TT	4502
968	1992/1995	3.0 4L	MPI	RN9YC	BPR6ES	W20EXR-U	3066	PW20TT	4502
BOXSTER	1997/1998	2.5 H6	MPI	RC9YC/RC10DMC	BKR6EKC	K20TXR	5063	PK20TT	4504
BOXSTER	2000/2002	3.2 H6	MPI	RC9YC/RC10DMC	BKR6EKC	K20TXR	5063	PK20TT	4504
CAYENNE S	2002/2009	4.5 V8	MPI	RC10VTYC4	BCPR6ET	K20PBR-S10	5061	PK20TT	4504
CAYENNE TURBO	2002/2009	4.5 V8	MPI	RC10VTYC4	BCPR6ET	K20PBR-S10	5061	PK20TT	4504




## Guía de Aplicaciones Parque Automotor de Venezuela

MARCA MODELO	AÑO	MOTOR	SIST. DE COMB.	DENSO					
				CHAMPION	NGK	STANDARD	CORTO	PLATINUM TT	CORTO
<b>RENAULT</b>									
CLIO	1992/1995	1.4 4L	CARB	RC9YC	BCP5ES	K20PR-U	3145	PK20TT	4504
CLIO	1996/1998	1.4 4L	TBI	RC9YC	BCPR5ES	K20PR-U	3145	PK20TT	4504
CLIO	1999/2000	1.4 4L	MPI	RC9YC/RC10DMC	BKR6EKC	K20TXR	5063	PK20TT	4504
CLIO 2	2001/2003	1.4 4L	MPI	RC9YC/RC10DMC	BKR5EKC	K20TXR	5063	PK20TT	4504
CLIO	2005/2008	1.6 4L 16v	MPI	RC9YC/RC10DMC	BKR5EKC	K20TXR	5063	PK20TT	4504
EXPRESS	1992/1993	1.4 4L	CARB	RC9YC	BKR6EKC	K20PR-U	3145	PK20TT	4504
FUEGO GTX	1982/1989	2.0 4L	CARB	RS9YC	BP6EFS	T20EPR-U	5032	PT16TT	4511
FUEGO	1986/1989	2.2 4L	CARB	RS9YC	BP6EFS	T20EPR-U	5032	PT16TT	4511
GALA	1990/1992	1.6 4L	CARB	N9YC	BP6ES	W20EX-U	3062	PW20TT	4502
KANGOO	2001/2004	1.4 4L	MPI	RC9YC	BKR6EKC	K20PR-U	3145	PK20TT	4504
KANGOO	2005/2010	1.6 4L 16v	MPI	RC9YC/RC10DMC	BKR6EKC	K20TXR	5063	PK20TT	4504
LAGUNA	2001/2003	2.0 4L 16v	MPI	RC9YC/RC10DMC	BKR5EKC	K20TXR	5063	PK20TT	4504
LAGUNA	2001/2003	3.0 V6	MPI	RC9YC/RC10DMC	BKR6EKC	K20TXR	5063	PK20TT	4504
LOGAN	2006/2009	1.6 4L 8v	MPI	RC9YC	BKR6E	K20PR-U	3145	PK20TT	4504
MEGANE	2000/2008	1.6 4L	MPI	RC9YC	BKR6EZ	K20PR-U	3145	PK20TT	4504
MEGANE II	2005/2009	2.0 4L 16v	MPI	RC9YC/RC10DMC	BKR6EZ	K20TXR	5063	PK20TT	4504
SANDERO	2010/2015	1.6 4L	MPI	RC9YC	BKR6EZ	K20PR-U	3145	PK20TT	4504
R-4/6	1975/1983	0.8/1.1 4L	CARB	L87YC	BP6HS	W20FP-U	3068	PW16TT	4501
R-5 CHISPA	1984/1989	1.1/1.4 4L	CARB	RN9YC	BPR6ES	W20EPR-U	3047	PW20TT	4502
R-9/11	1985/1992	1.4 4L	CARB	N9YC	BP6ES	W20EX-U	3062	PW20TT	4502
R-12 TL	1971/	1.2 4L	CARB	L87YC	BP5HS	W20FP-U	3068	PW16TT	4501
R-16	1969/1972	1.6 4L	CARB	RN9YC	BPR6ES	W20EPR-U	3047	PW20TT	4502
R-18 GT-GTS	1981/1985	1.6 4L	CARB	N9YC	BP6ES	W20EX-U	3062	PW20TT	4502
R-18GTX	1984/1988	2.0 4L	CARB	RS9YC	BP6EFS	T20EPR-U	5032	PT16TT	4511
R-19 TXE	1993/1995	1.7 4L	CARB	RN9YC	BPR6ES	W20EPR-U	3047	PW20TT	4502
R-19 S16	1995/1995	1.8 4L 16v	MPI	RC10VTYC4	BKUR6ET-10	K20PBR-S10	5061	PK16TT	4503
R-19 SENA	1995/1998	1.8 4L	MPI	RN9YC	BPR6ES	W20EPR-U	3047	PW20TT	4502
R-19 EXPRESS	1999/2001	1.4 4L	MPI	RN12YC	BPR5ES	W16EPR-U	3021	PW16TT	4501
R-21	1987/1990	2.0 4L	CARB	RS9YC	BP6EFS	T20EPR-U	5032	PT16TT	4511
R-21	1991/1995	2.2 4L	MPI	RS9YC	BPR6EFS	T20EPR-U	5032	PT16TT	4511
R-30 TS	1977/1984	2.7 V6	CARB	RS12YC	BP5EFS	T16EPR-U	5022	PT16TT	4511
SANDERO	2009/2010	1.6 4L 8v	MPI	RC9YC	BKR6E	K20PR-U	3145	PK20TT	4504
SCENIC	2001/2006	1.6 4L 16v	MPI	RC9YC/RC10DMC	BKR6EZ	K20TXR	5063	PK20TT	4504
SCENIC	2000/2008	2.0 4L 16v	MPI	RC9YC/RC10DMC	BKR5EK	K20TXR	5063	PK20TT	4504
SYMBOL	2001/2006	1.4 4L 16v	MPI	RC9YC	BKR6EK	K20PR-U	3145	PK20TT	4504
SYMBOL	2004/2008	1.6 4L 16v	MPI	RC9YC/RC10DMC	BKR5EK	K20TXR	5063	PK20TT	4504
TRAFFIC	1992/1993	2.0 4L	CARB	RN9YC	BPR6EY	W20EXR-U	3066	PW20TT	4502
TWINGO	1996/1999	1.2 4L 8v	TBI	RC9YC	BKR5EK	K20PR-U	3145	PK20TT	4504
TWINGO2	1999/2001	1.2 4L 8v	MPI	RC9YC	BKR5EK	K20PR-U	3145	PK20TT	4504
TWINGO FREE	2000/2006	1.2 4L 8v	MPI	RC8DMC	BKR5EK	K20TXR	5063	PK20TT	4504
TWINGO	2006/2010	1.2 4L 16v	MPI	REA8MCL	LZKAR7A	XE20HR-U9	3427	N/D	N/D



## Guía de Aplicaciones Parque Automotor de Venezuela

MARCA MODELO	AÑO	MOTOR	SIST. DE COMB.	CHAMPION	NGK	STANDARD	DENSO		
							CORTO	PLATINUM TT	CORTO
 <b>SEAT</b>									
ALHAMBRA REFERENCE	2004/2008	1.8 4L 20v	DOHC	RC10VTYC4	PFR6Q	K20PBR-S10	5061	PK16TT	4503
ALHAMBRA STYLENCE	2004/2008	2.0 4L 24v	DOHC	RC10VTYC4	BKUR6ET-10	K20PBR-S10	5061	PK16TT	4503
ALTEA STYLENCE	2004/2008	1.8 4L 20v	DOHC	RC10VTYC4	PFR6Q	K20PBR-S10	5061	PK16TT	4503
CORDOBA REFERENCE	2004/2006	1.6 4L 8v	SOHC	RC10VTYC4	BUR6ET	K20PBR-S10	5061	PK16TT	4503
CORDOBA SPORT	2004/2008	2.0 4L 8v	SOHC	RC10VTYC4	BKUR6ET-10	K20PBR-S10	5061	PK16TT	4503
IBIZA	2002/2003	1.4 4L 16v	SOHC	RC10VTYC4	BUR6ET	K20PBR-S10	5061	PK16TT	4503
IBIZA SPORT	2004/2006	2.0 4L 8v	SOHC	RC10VTYC4	BUR6ET	K20PBR-S10	5061	PK16TT	4503
IBIZA REFERENCE	2004/2008	1.6 4L 8v	SOHC	RC10VTYC4	BUR6ET	K20PBR-S10	5061	PK16TT	4503
IBIZA FR TURBO	2007/2009	1.8 4L 20v	DOHC	RC10VTYC4	BKUR6ET-10	K20PBR-S10	5061	PK16TT	4503
LEON FR-SPORT LIMITED	2004/2006	1.8 4L 20v	DOHC	RC10VTYC4	BUR6ET	K20PBR-S10	5061	PK16TT	4503
LEON FR	2007/2008	2.0 4L 16v	DOHC	RC12MC4	PZFR5N-11	KJ16CR-11	3131	PK16TT	4503
TOLEDO	2007/2008	1.8 4L 20v	DOHC	RC10VTYC4	BUR6ET	K20PBR-S10	5061	PK16TT	4503
TOLEDO	2001/2003	2.0 V5 20v	DOHC	RC12MC4	PZFR5N-11	KJ16CR-11	3131	PK16TT	4503
 <b>ŠKODA</b>									
FABIA	2006/2009	1.6 4L 16v	DOHC	RC10VTYC4	ZFR6T-11	K20PBR-S10	5061	PPK16TT	4503
FAVORIT LX-GLX	1993/1994	1.3 4L	CARB	RC9YC	BKR6E	K20PR-U	3145	PK20TT	4504
OCTAVIA A5	2006/2008	1.6 4L 16v	MPI	RC10VTYC4	BKUR6ET-10	K20PBR-S10	5061	PK16TT	4503
OCTAVIA TOUR	2006/2008	2.0 4L 8v	MPI	RC12MC4	PZFR5N-11	KJ16CR-11	3131	PK16TT	4503
OCTAVIA AMBIENTE	2006/2008	2.0 4L 16v	SFI	RC12MC4	ZPZFR5N-11	KJ16CR-11	3131	PK16TT	4503
ROOMSTER	2006/2008	1.6 4L 16v	DOHC	RC10VTYC4	ZFR6T-11	K20PBR-S10	5061	PK16TT	4503
 <b>smart</b>									
CABRIO	2000/2003	0.6 3L	MPI	RC9YC/RC10DMC	BKR6EKC	K20TXR	5063	PK20TT	4504
CITY-COUPE	1998/2001	0.6 3L	MPI	RC9YC/RC10DMC	BKR6EKC	K20TXR	5063	PK20TT	4504
CROSSBLADE	2002>	0.6 3L	MPI	RC9YC/RC10DMC	BKR6EKC	K20TXR	5063	PK20TT	4504
 <b>SSANGYONG</b>									
KORANDO	96>	2.3 4L 16v	MPI	RC9YC	BKR6ES	K20PR-U	3145	PK20TT	4504
KORANDO	97>	3.2 V6	MPI	RC9YC/RC10DMC	BKR6EKC	K20TXR	5063	PK20TT	4504
MUSSO	96>	3.2 V6	MPI	RC9YC/RC10DMC	BKR6EKC	K20TXR	5063	PK20TT	4504
REXTON	2002>	2.3 4L 16v	MPI	RC9YC	BKR6ES	K20PR-U	3145	PK20TT	4504
REXTON	2002>	3.2 V6	MPI	RC9YC/RC10DMC	BKR6EKC	K20TXR	5063	PK20TT	4504
 <b>SUBARU</b>									
FORESTER GL	2001/2003	2.0 H4	MPI	RC9YC	BKR6E	K20PR-U	3145	PK20TT	4504
FORESTER TURBO	2001/2003	2.0 H4 16v	MPI	RC9YC	BKR6E	K20PR-U	3145	PK20TT	4504
IMPREZA	1993/1996	2.2 H4	MPI	RC9YCN4	BKR6E-11	K20PR-U11	3121	PK20TT	4504
IMPREZA 16v	1999/2000	1.6/2.0 H4	MPI	RC12YC	BKR5E-11	K16PR-U11	3130	PK16TT	4503
IMPREZA	2001/2003	1.6 H4 16v	MPI	RC9YCN4	BKR6E-11	K20PR-U11	3121	PK20TT	4504
IMPREZA (WRX-GX)	2001/2003	2.0 H4 16v	MPI	RC9YC	BKR6ES	K20PR-U	3145	PK20TT	4504



## Guía de Aplicaciones Parque Automotor de Venezuela


MARCA MODELO	AÑO	MOTOR	SIST. DE COMB.	DENSO					
				CHAMPION	NGK	STANDARD	CORTO	PLATINUM TT	CORTO
IMPREZA	2004/2006	2.5 H4 16v	MPI	RC12YC	FR5AP-11	K16PR-U11	3130	PK16TT	4503
JUSTY J10	1990/1997	1.0 3L	CARB	RN12YC	BPR5ES	W16EPR-U	3021	PW16TT	4501
JUSTY J12	1990/1997	1.2 3L	MPI	RN12YC	BPR5ES	W16EPR-U	3021	PW16TT	4501
LEGACY	1992/1997	2.0/2.2 4L	MPI	RC9YCN4	BKR6E-11	K20PR-U11	3121	PK20TT	4504
LEGACY 16v	1999/2000	2.0/2.5 H4	MPI	RC12YC	BKR6E	K16PR-U11	3130	PK16TT	4503
LEGACY GX	2001/2003	2.5 H4 16v	MPI	RC12YC	BKR6E	K16PR-U11	3130	PK16TT	4503
LEGACY (SW-GL)	2001/2003	2.0 H4 16v	MPI	RC12YC	BKR6E	K16PR-U11	3130	PK16TT	4503

### SUZUKI

BALENO	1998/2002	1.6 4L 16v	MPI	RC9YC	BKR6ES	K20PR-U	3145	PK20TT	4504
SAMURAI	1992/1997	1.3 4L	CARB	RN12YC	BPR5ES	W16EPR-U	3021	PW16TT	4501
SIDEKICK	1992/1995	1.6 4L	MPI	RC10YC	BKR5ER	K16PR-U	3191	PK16TT	4503
SIDEKICK	1992/1995	1.6 4L	TBI	RN12YC	BPR5ES	W16EPR-U	3021	PW16TT	4501
SUPER CARRY	1992/1997	1.0 4L	CARB	RN9YC	BPR6ES	W20EPR-U	3047	PW20TT	4502

### TOYOTA

AUTANA VX	2001/2004	4.5 6L	MPI	RC12MCC	BKR5EYA	K16R-U	3119	PK16TT	4503
AVALON	1995/2004	3.0 V6	MPI	RC12MCC4	BKR5EYA-11	K16R-U11	3120	PK16TT	4503
AVALON	1996/1999	3.0 V6	MPI	RC9YC/RC10DMC	BKR5EKB-11	K16TR-11	3194	PK16TT	4503
CAMRY LUMIERE	2004/2006	2.4 4L 16v	DOHC	RC12MCC4	BKR5EYA-11	K16R-U11	3120	PK16TT	4503
CAMRY GL	1993/2001	2.2 4L	MPI	RC12MCC4	BKR5EYA-11	K16R-U11	3120	PK16TT	4503
CAMRY GL (5S-FE)	2000/2002	2.2 4L	DOHC	RC12MCC4	BKR5EYA-11	K16R-U11	3120	PK16TT	4503
CAMRY GL	2000/2002	3.0 V6	MPI	RC12MCC4	BKR5EYA-11	K16R-U11	3120	PK16TT	4503
CELICA (5S-FE)	1996/1999	2.2 4L	MPI	RC12MCC4	BKR5EYA-11	K16R-U11	3120	PK16TT	4503
CELICA	2000/2000	1.8 4L	MPI	RC12MCC	BKR5EYA	K16R-U	3119	PK16TT	4503
CELICA	2001/2003	1.8 4L	MPI	RC12MCC	BKR5EYA-11	K16R-U11	3120	PK16TT	4503
CELICA (2ZZ-GE)	2004/2006	1.8 4L 16v	DOHC	RC12MCC	BKR5EYA-11	K16R-U11	3120	PK16TT	4503
CELICA	1990/1995	1.6/1.8 4L	MPI	RC12MCC	BKR5EYA	K16R-U	3119	PK16TT	4503
COROLLA AVILA	1985/1988	1.6 4L 8v	CARB	RN12YC	BPR5ES	W16EPR-U	3021	PW16TT	4501
COROLLA ARAYA-SKY	1989/1992	1.6 4L 16v	CARB	RC12LC4	BCRE527Y	QJ16AR-U	3235	PK16TT	4503
COROLLA BABY CAMRY	1993/1996	1.6 4L 16v	CARB	RC12LC4	BCRE527Y	QJ16AR-U	3235	PK16TT	4503
COROLLA BABY CAMRY	1993/1998	1.8 4L 16v	MPI	RC9MCC	BKR6EY	K20R-U	3122	PK20TT	4504
COROLLA GLI	1999/2002	1.6/1.8 4L	MPI	RC9MCC	BKR6EY	K20R-U	3122	PK20TT	4504
COROLLA NEW SETATION	2003/2008	1.6 4L 16v	MPI	RC12MCC4	BKR5EYA-11	K16R-U11	3120	PK16TT	4503
COROLLA NEW SETATION	2004/2008	1.8 4L 16v	EFI	RC12MCC4	BKR5EYA-11	K16R-U11	3120	PK16TT	4503
COROLLA	2009/2011	1.8 4L 16v	EFI	RC12MCC4	BKR5EYA-11	K16R-U11	3120	PK16TT	4503
COROLLA 3ZR-FE	2014/2016	2.0 4L 16v	EFI			SC20HR11	3444	IXEH20TT	4711
CROWM (2JZ-GE)	2000/2000	3.0 6L	MPI	RC9YC/RC10DMC	BKR5EKB-11	K16TR-11	3194	PK16TT	4503
FJ CRUISER	2007/2009	4.0 V6	MPI	REC10YC4	LFR6C-11	K20HR-U11	3381	PKH20TT	4506
FORTUNER	2006/2011	4.0 V6	MPI	REC10YC4	LFR6C-11	K20HR-U11	3381	PKH20TT	4506
HIACE	2007/2010	2.7 4L	EFI	REC10YC4	LFR6C-11	K20HR-U11	3381	PKH20TT	4506
HIGHLANDER	2004/2009	3.3 V6	MPI	RC12MCC4	BKR5EYA-11	K16R-U11	3120	PK16TT	4503
HILUX	1996/2000	2.2/2.4 4L	CARB	RN12YC	BPR5EY	W16EPR-U	3021	PW16TT	4501



## Guía de Aplicaciones Parque Automotor de Venezuela

MARCA MODELO	AÑO	MOTOR	SIST. DE COMB.	DENSO					
				CHAMPION	NGK	STANDARD	CORTO	PLATINUM TT	CORTO
HILUX (D/C-C/S) 4X2	2001/2005	2.4 4L	MPI	RC12MCC	BKR5EYA	K16R-U	3119	PK20TT	4504
HILUX (D/C-C/S) 4X2-4X4	2005/2015	2.7 4L	MPI	REC10YC4	LFR6C-11	K20HR-U11	3381	PKH20TT	4506
HILUX KAVAK	2007/2009	4.0 V6	FI	REC10YC4	LFR6C-11	K20HR-U11	3381	PKH20TT	4506
LAND CRUISER SAMURAI	1967/1974	3.9 6L (F)	CARB	N14YC	BP4E	W14EX-U	3011	PW16TT	4501
LAND CRUISER SAMURAI	1975/1987	4.2 6L (2F)	CARB	N14YC	BP4E	W14EX-U	3011	PW16TT	4501
LAND CRUISER SAMURAI	1988/1993	4.2 6L (3F)	CARB	RN12YC	BPR5ES	W16EPR-U	3021	PW16TT	4501
LAND CRUISER AUTANA	1993/1995	4.2 6L (3F)	CARB	RC12MCC	BKR5EYA	K16R-U	3119	PK20TT	4504
LC CHASIS	2001/2008	4.5 6L 24v	MPI	RC12MCC	BKR5EYA	K16R-U	3119	PK16TT	4503
LC PICK-UP HEMBRIITA	2001/2008	4.5 6L 24v	MPI	RC12MCC	BKR5EYA	K16R-U	3119	PK16TT	4503
LC CHASIS LARGO	2001/2008	4.5 6L 24v	MPI	RC12MCC	BKR5EYA	K16R-U	3119	PK16TT	4503
LC MACHITO (BASICO-LUJO)	2001/2008	4.5 6L 24v	MPI	RC12MCC	BKR5EYA	K16R-U	3119	PK16TT	4503
LEXUS ES 250	1990/1991	2.5 V6	MPI	RC12YC	BKR5E	K16PR-U	3191	PK16TT	4503
LEXUS ES 250	1992/1996	2.5 V6	MPI	RC10YC4	BKR5E	K16PR-U11	3130	PK16TT	4503
LEXUS LS 400	1992/1996	4.0 6L	MPI	RC12YC	BKR5E	K16PR-U	3191	PK16TT	4503
LEXUS SC400	1993/1994	4.0 6L	MPI	RC12YC	BKR5E	K16PR-U	3191	PK16TT	4503
LEXUS SC300	1993/1998	3.0 6L	MPI	RC12YC	BKR5E	K16PR-U	3191	PK16TT	4503
LEXUS ES300	1993/1999	3.0 6L	MPI	RC12YC	BKR5E	K16PR-U	3191	PK16TT	4503
LEXUS GS300	1993/1999	3.8 V8	MPI	RC12YC	BKR5E	K16PR-U	3191	PK16TT	4503
MACHO FJ45/55LV	1975/1987	4.2 6L (2F)	CARB	N14YC	BP4E	W14EX-U	3011	PW16TT	4501
MACHO FJ70/75LV	1988/1992	4.2 6L (2F)	CARB	N14YC	BP4E	W14EX-U	3011	PW16TT	4501
MACHO FZJ70/75LV	1993/1999	4.5 6L (3F)	CARB	N14YC	BP4E	W14EX-U	3011	PW16TT	4501
MATRIX	2003/2008	1.8 4L 16v	MPI	RC12MCC4	BKR5EYA-11	K16R-U11	3120	PK16TT	4503
MERU	2004/2008	2.7 4L 16V	MPI	RC12MCC	BKR5EYA	K16R-U	3119	PK16TT	4503
MR2	1992/1995	2.2 4L 16v	MPI	RC12MCC4	BKR5EYA-11	K16R-U11	3120	PK16TT	4503
PASEO 5E-FE	1992/1995	1.5 4L	MPI	RC12MCC4	BKR5EYA-11	K16R-U11	3120	PK16TT	4503
PICK-UP LAND CRUISER	1985/1994	3.0 6L	CARB	RN12YC	BPR5ES	W16EPR-U	3021	PW16TT	4501
PICK-UP FZJ75	1993/1999	4.5 6L	CARB	RC12MCC	BKR5EYA	K16R-U	3119	PK16TT	4503
PICK-UP 1FZ-FE	2008/2010	4.5 6L 24v	MPI	RC9YC/RC10DMC	BKR5EKB-11	K16TR-11	3194	PK16TT	4503
PRADO	2001/2006	3.4 V6	MPI	RC9YC/RC10DMC	BKR5EKB-11	K16TR-11	3194	PK16TT	4503
PREVIA	1992/1994	2.4 4L 16v	MPI	RC12MCC4	BKR5EYA-11	K16R-U11	3120	PK16TT	4503
PREVIA	2006/2007	2.4 4L 16v	MPI	RC9YC/RC10DMC	BKR5EKB-11	K16TR-11	3194	PK16TT	4503
RAV 4	2000/2003	2.0 4L	MPI	RC12MCC4	BKR5EYA-11	K16R-U11	3120	PK16TT	4503
RAV 4	2004/2008	2.4 4L	MPI	RC12MCC4	BKR5EYA-11	K16R-U11	3120	PK16TT	4503
RORAIMA	2008>	5.7 V8	MPI	REC10YC4	LFR6C-11	K20HR-U11	3381	PKH20TT	4506
SEQUOIA	2005/2009	4.7 V8	MPI	RC12MCC4	BKR5EYA-11	K16R-U11	3120	PK16TT	4503
SEQUOIA	2008/2009	5.7 V8	MPI	REC10YC4	LFR6C-11	K20HR-U11	3381	PKH20TT	4506
SIENNA	1999/2003	3.0 V6	MPI	RC9YC/RC10DMC	BKR5EKB-11	K16TR-11	3194	PK16TT	4503
SIENNA	2004/2006	3.3 V6	MPI	RC12MCC4	BKR5EYA-11	K16R-U11	3120	PK16TT	4503
STARLET	1992/1994	1.3 4L	CARB	N9YC	BPR6ES	W20EXU	3062	PW20TT	4502
STARLET	1996/2000	1.3 4L	CARB	N9YC	BPR6ES	W20EXU	3062	PW20TT	4502
SUPRA 2JZ-GE	1993/1997	3.0 6L	MPI	RC12MCC4	BKR5EYA-11	K16R-U11	3120	PK16TT	4503
TACOMA	2008/2011	2.7 4L	MPI	REC10YC4	LFR6C-11	K20HR-U11	3381	PKH20TT	4506
TACOMA	2008/2011	4.0 V6	MPI	REC10YC4	LFR6C-11	K20HR-U11	3381	PKH20TT	4506



## Guía de Aplicaciones Parque Automotor de Venezuela

MARCA MODELO	AÑO	MOTOR	SIST. DE COMB.	DENSO					
				CHAMPION	NGK	STANDARD	CORTO	PLATINUM TT	CORTO
TERCEL	1992/1993	1.5 4L	MPI	RN12YC	BPR5ES	W16EPR-U	3021	PW16TT	4501
TERIOS sport-touch	2002/2010	1.3 4L 16v	MPI	RC9MCC	BKR6EY	K20R-U	3122	PK20TT	4504
TERIOS BE-GO	2008/2010	1.5 4L 16v	MPI	RG6YCA	DCPR8EN	XU24EPR-U	3312	IXU24	5309
TUNDRA	2008/2001	5.7 V8	MPI	REC10YC4	LFR6C-11	K20HR-U11	3381	PKH20TT	4506
TUNDRA	2005/2009	4.0 V6	MPI	REC10YC4	LFR6C-11	K20HR-U11	3381	PKH20TT	4506
YARIS	1999/2007	1.3 4L 16v	DOHC	RC12MCC4	BKR5EYA-11	K16R-U11	3120	PK16TT	4503
YARIS SPORT 2P-4P	2004/2009	1.3 4L 16v	DOHC	RC12MCC4	BKR5EYA-11	K16R-U11	3120	PK16TT	4503
YARIS BELTA	2007/2008	1.5 4L 16v	DOHC	RC12MCC4	BKR5EYA-11	K16R-U11	3120	PK16TT	4503
4 RUNNER	1992/1994	3.0 V6	MPI	RC12MCC	BKR5EYA	K16R-U	3119	PK16TT	4503
4 RUNNER	2000/2006	3.4 V6	MPI	RC9YC/RC10DMC	BKR5EK-B11	K16TR-11	3194	PK16TT	4503
4 RUNNER	2005/2006	4.7 V8	MPI	REC10YC4	LFR6C-11	K20HR-U11	3381	PKH20TT	4506
4 RUNNER	2005/2009	4.0 V6	MPI	REC10YC4	LFR6C-11	K20HR-U11	3381	PKH20TT	4506
4 RUNNER	2010/2016	4.0 V6	MPI	REC10YC4	LFR6C-11	K20HR-U11	3381	PKH20TT	4506
4500 VX	1994/1998	4.5 6L	MPI	RC12MCC	BKR5EYA	K16R-U	3119	PK16TT	4503

### Volkswagen


BORA	1992/1995	2.0 4L	MPI	RC10VTYC4	BP6ET	K20PBR-S10	5061	PK16TT	4503
BORA	2001/2006	2.0 4L	MPI	RC10VTYC4	BKUR6ET-10	K20PBR-S10	5061	PK16TT	4503
BORA	2007>	2.0 4L	MPI	RC12MC4	ZFR5F-11	KJ16CR-11	3131	PK16TT	4503
BRASILIA	1976/1984	1.6 H4	CARB	L87YC	BP5HS	W20FP-U	3068	PW20TT	4502
COMBI	1970/1979	1.6 H4	CARB	L87YC	BP5HS	W20FP-U	3068	PW20TT	4502
COMBI	1992/2000	1.8 H4	CARB	RN9YC	BPR6ES	W20EPR-U	3047	PW20TT	4502
CROSSFOX	207/2008	1.6 4L 8v	MPI	RC10DMC	ZFR6P-G	K20TXR	5063	PK20TT	4504
ESCARABAJO	1966/1984	1.3/1.6 H4	CARB	L87YC	BP5HS	W20FP-U	3068	PW20TT	4502
ESCARABAJO	2000/2001	1.6 H4	MPI	RC9YC	BKR6ES	K20PR-U	3145	PK20TT	4504
EUROVAN	2001/2003	2.8 V6	MPI	RC12MC4	ZFR5F-11	KJ16CR-11	3131	PK16TT	4503
FOX	2005/2006	1.6 4L	SOHC	RC10VTYC4	BKUR6ET-10	K20PBR-S10	5061	PK16TT	4503
FOX	2007/2010	1.6 4L 8v	MPI	RC10DMC	ZFR6P-G	K20TXR	5063	PK16TT	4503
GOL	1987/1996	1.6/1.8 4L	CARB	N12YC	BPR5EX	W16EP-U	3018	PW16TT	4501
GOL	1997/2005	1.6/1.8 4L	MPI	RN8VTYC	BKUR5ETC10	W20EPBR-S	5067	PW20TT	4502
GOL	2006>	1.8 4L	MPI	RN8VTYC	BKUR5ETB10	W20EPBR-S	5067	PW20TT	4502
GOLF	1992/1994	1.8 4L	MPI	RN8VTYC	BUR6ET	W20EPBR-S	5067	PW20TT	4502
GOLF	1999/2000	1.6 4L	MPI	RN8VTYC	BUR6ET	W20EPBR-S	5067	PW20TT	4502
GOLF	2001/2003	1.8 4L	MPI	RN8VTYC	BUR6ET	W20EPBR-S	5067	PW20TT	4502
GOLF	2001/2007	1.8 4L	MPI	RC10DMC	ZFR6P-G	K20TXR	5063	PK20TT	4504
GOLF HIGHLINE	2005/2006	2.0 4L 8v	MPI	RN8VTYC	BUR6ET	W20EPBR-S	5067	PW20TT	4502
GOLF GTI TURBO	2005/2009	2.0 4L	FSI	RC10DMC	ZFR6P-G	K20TXR	5063	PK20TT	4504
JETTA	1992/1995	1.8 4L	INY	RN8VTYC	BP6ET	W20EPBR-S	5067	PW20TT	4502
JETTA	2004/2004	2.8 V6	MPI	RC10VTYC4	BKUR6ET-10	K20PBR-S10	5061	PK16TT	4503
JETTA GTI TURBO	2007/2007	2.0 4L	FSI	RC10DMC	ZFR6P-G	K20TXR	5063	PK20TT	4504
LUPO	1999/1999	1.6 4L	MPI	RC10VTYC4	BKUR6ET-10	K20PBR-S10	5061	PK16TT	4503
NEW BEETLE	2000/2006	2.0 4L	MPI	RC10VTYC4	BKUR6ET-10	K20PBR-S10	5061	PK16TT	4503
PARATI	1987/1996	1.6/1.8 4L	CARB	N12YC	BPR5EX	W16EP-U	3018	PW16TT	4501





## Guía de Aplicaciones Parque Automotor de Venezuela

MARCA MODELO	AÑO	MOTOR	SIST. DE COMB.	CHAMPION	NGK	DENSO			
						STANDARD	CORTO	PLATINUM TT	CORTO
PARATI	1997/2005	1.6/1.8 4L	MPI	RN8VTYC	BKUR5ETC10	W20EPBR-S	5067	PW20TT	4502
PASSAT	2000/2005	2.8 V6 30v	FSI	RC10DMC	BKR6EKUB	K20TXR	5063	PK16TT	4503
PASSAT TURBO	2001/2005	1.8 4L	FSI	RC9YCN4	PFR6Q	K20PR-U11	3121	PK16TT	4503
POLO CLASIC	1997/2000	1.6/1.8 4L	MPI	RN8VTYC	BUR5ETB-10	W20EPBR-S	5067	PW20TT	4502
POLO COMFORTLINE	2005/2008	1.6 4L	MPI	RN8VTYC	BUR5ETB-10	W20EPBR-S	5067	PW20TT	4502
POLO COMFORTLINE	2005/2008	2.0 4L	MPI	RC10VTYC4	BKUR6ET-10	K20PBR-S10	5061	PK16TT	4503
SAVEIRO	1987/1996	1.6/1.8 4L	CARB	N12YC	BPR5EX	W16EP-U	3018	PW16TT	4501
SAVEIRO	1997/2005	1.6/1.8 4L	MPI	RN8VTYC	BUR5ETB-10	W20EPBR-S	5067	PW20TT	4502
SPACE FOX	2007/2010	1.6 4L	MPI	RC10DMC	ZFR6P-G	K20TXR	5063	PK20TT	4504
SUPER ESCARABAJO	1971/1980	1.6 H4	CARB	L87YC	BP6HS	W20FP-U	3068	PW20TT	4502
TIGUAN	2009>	2.0 4L	MPI	RC9YCN4	BKR6ES-11	K20PR-U11	3121	PK20TT	4504
TOUAREG	2004/2007	4.2 V8	MPI	RC10VTYC4	BKUR6ET-10	K20PBR-S10	5061	PK16TT	4503
TOUAREG	2004/2006	3.2 V6	MPI	RA8GHC	DCPR6E	XU20EPR-U	3178	IXU22	5308
TRANSPORTER	1992/1993	2.5 5L	MPI	RN9YC	BPR6ES	W20EPR-U	3047	PW20TT	4502
VAN CARABELLE	1992/1996	1.8 4H	CARB	RN9YC	BPR6ES	W20EPR-U	3047	PW20TT	4502
<b>VOLVO</b>									
240 GL-GLT	1990/1995	2.0 4L	MPI	RN9YC	BPR6ES	W20EPR-U	3047	PW20TT	4502
850 T5	1993/1996	2.3 4L	MPI		BCP7EV	Q22PR-ZU	3158	IQ22	5313
940	1990/1990	2.3 4L	MPI	RN9YC	BPR6ES	W20EXR-U	3066	PW20TT	4502



## TABLA DE EQUIVALENCIAS

CODIGO DENSO		CHAMPION	TOYOTA	NGK	AC DELCO	DENSO IRIIDIUM	
3011	W14EX-U	N14YC	90919-01056	BP4E / BP5EA	45NS / 45XLS	IW16	5305
3018	W16EP-U	N12YC		BP5ES	44NS/44XLS/C43XLS	IW16	5305
3021	W16EPR-U	RN12YC	90919-01064	BPR5ES / BPR4ES	R43XLS/R44XLS	IW16	5305
3043	W20EP-U	N9YC / L87YC		BP6ES	C42CXLS / 43XLS /42XLS	IW20	5306
3047	W20EPR-U	RN9YC / RN12YC		BPR6ES / BPR6E	CR42XLS / R43XLS	IW20	5306
3062	W20EXU	N9YC	90919-01083	BP6ES / BP6EA	43XLS	IW20	5306
3066	W20EXR-U	RN9YC		BPR6EYZ		N/D	N/D
3068	W20FP-U	L87YC		BP6HS / BP8HS	42FS / 42LTS	IW20	5306
3119	K16R-U	RC12MCC / RC12YC	90919-01176	BKR5EYA	41-602 / R42CLTS6	IK16	5303
3120	K16RU11	RC12MCC4	90919-01164	BKR5EYA-11		IK16	5303
3121	K20PR-U11	RC9YC4 / RC8YC4		BKR6ES-11	FR2LS / FR1LS	IK20	5304
3122	K20R-U	RC9MCC / RC12YC	90919-01166	BKR6EY / BKR6EYA	FR1LS TERIOS	IK20	5304
3130	K16PR-U11	RC12YC5		BKRSESA-11	41-608 / FR3LSK /FR3LS	IK16	5303
3131	KJ16CR11	RC12MC4 / RC12LYC		ZFR5F-11 / ZFR5J11	FR3LM / R84TS	IK16	5303
3132	KJ16CR-L11	RC12MC4 / RC12LYC		ZFR5F11 / ZFR5J11	41-806	IK16	5303
3145	K20PR-U	RC9YC		BKR6ES / BKR6E	41-604 / 41-602	IK20	5304
3179	XU22EPRU	RA8HC		DCPR7E		N/D	N/D
3191	K16PR-U	RC10YC4 / RC12YC		BKR5E / BK5E / BKR5ES		IK16	5303
3194	K16TR-11	RC10DMC	90919-01192	BKR5EKB-11	DOBLE ELECTRODO	IK16	5303
3235	QJ16AR-U	RFN14LY	90919-01155	BCRE527Y		IK16	5303
3253	PK20TR11	RC8PYP		BKR6EKP11		N/D	N/D
3381	K20HR-U11	REC10YC4	90919-01235	LFRC6-11	FORTUNER	IKH20	5344
5005	MA9P-U	F14YC		AP4FS		N/D	N/D
5018	QJ16HR-U	RC12LYC / RC12YC		ZFR5N / ZFR4F11	FR3LM / FR4LE	N/D	N/D
5022	T16EPR-U	RS12YC		BPR5EFS	R46LTS / R44LTS / R43LTS	IT16	5325
5023	T16EPR-U15	RS14YC6		BPR5EFS13 / BPSEFS13	41-606 / 41-601 / 41-600	IT16	5325
5024	T16P-U	BL15Y / BL13Y		BP5FS / BP5F	45TS / 44TS	ITF16	5330
5026	T16PR-U11	RV15YC4 / RBL15Y4		BPR5FS11		ITF16	5330
5032	T20EPR-U	RS9YC		BPR6EF / BPR6EFS	41-810 / MR43LTS	IT16	5325
5034	T20P-U	BL9Y / V9YC / BL11Y		BP6F/BP6FS	43TS / CR42CTS	ITF20	5331
5035	T20PR-U	RBL9Y / RBL11Y / RV9YC		BPR6FS	CR43TS	ITF20	5331
5047	T16NR-U11	RS14LC / RS13LYC / RS15LYC		TR5I	R45NTSE	IT16	5325
5061	K20PBR-S10	RC10VTYC4		BKUR6ET-10	3 ELECTRODOS (OPTRA)	IK20	5304
5063	K20TXR	RC10DMC / RC9YC / RC12YC		BKR6EKC	FR3LS DOBLE ELECTRODO	IK20	5304
5067	W20EPBR-S	RN8VTYC		BKUR5ETC10		N/D	N/D
5068	PT16VR13	RE7PYC5		PTR5A-13	41-990 Ford-Ka,Fiesta nvo(doble platino)	ITV16	5338
5070	PT16EPR-L13	RS12PYP		PTR4B15		N/D	N/D
5092	PT16EPR13	RS14YC6		PZTR5A-15		N/D	N/D
6022	W20M-U	CJ8 / CJ11 / CJ26		BM6A	CS45	N/D	N/D

### MOTOS Y MOTORES MARINOS


CODIGO DENSO		CHAMPION	NGK
3068	W20FP-U	L87YC	BP6HS
3085	W22EP-U	N7YC	BP7ES
4006	U22FS-U	Z9YC / Z8 / Z9Y / Z7HC	C7HSA / C7H5
4030	W24ES-U	N3CX / N3 / N3C	B8ECS / B8ES / B8ES-11 / R5671-8
4038	W24FS-U	L78 / L78C	B8HS
4086	X22EPR-U9	RA6HC	DPR7EA-9
4096	X24EPR-UP	RA6HC / RA8HC	DPR8EA-9
4099	X24ES-U	A6 / A8Y	D8EA /S121XL / JAGUAR/EMPIRE
4126	U24ESRN		CR8E
4131	U27ESR-N	RG4HC / RG519HC	CR9E / C9E / C9EHVX-9/ C9EVX YAMAHA GN (1 ELECT)
4155	U27ETR	RG92DC	CR9EK / CR9EKB YAMAHA (2 ELECT)
6055	W27FSR-U11	QL78C	BR9HS-10 BUJÍA MOTORES MARINOS



## CATÁLOGO DE FILTROS DENSO

### Corte Filtro de Aceite

**Junta Tórica moldeada prelubricada:**  
Sella mejor que otros perfiles de juntas utilizadas por otras marcas.





**Papel Doble Capa:**  
Protege el motor contra los contaminantes.

**Válvula anti-retrodrenaje de silicona:**  
Evita los arranques desiguales provocados por el drenaje de aceite fuera del motor mientras se apaga el vehículo.



## CATALOGO FILTROS ACEITE DENSO

MARCA MODELO	DESDE	HASTA	CIL.	MOTOR	ACEITE	NUEVO CODIGO	WIX
							
AINTEGRA	1996	1999	4L	1.8	150-1010	150-2003	51356
VIGOR	1992	1994	5L	2.5	150-1010	150-2003	51356
							
164	1994	1995	V6	3.0	150-1002	150-2062	51348
							
AVALANCHE	2007	2008	V8	5.3	150-2020	150-2020	57060
ASTRA CONFORT	2001	2006	4L	1.8	150-1006	150-2043	51040
ASTRA CONFORT	2004	2006	4L	2.0	150-1006	150-2043	51040
ASTRO VAN	1995	1999	V6	4.3	150-2016	150-2016	51036
AVEO E-TEC II 16 VALVE	2005	2010	4L	1.6	150-1006	150-2043	51040
AVEO LS TWIN-TEC DOHC 16 Val	2007	2009	4L	1.6	150-1006	150-2043	51040
AVEO LT E-TEC II DOCH 16 VALVE	2010	2013	4L	1.6	150-1006	150-2043	51040
BLAZER V6	1991	1995	V6	4.3	150-2016	150-2016	51036
BLAZER V6	1995	1997	V6	4.3	150-2016	150-2016	51036
BLAZER V6	1997	2005	V6	4.3	150-2016	150-2016	51036
CAMARO	1993	1995	V6	3.4	150-1006	150-2043	51040
CAMARO	1996	2002	V6	3.8	150-1006	150-2043	51040
CAPRICE	1981	1985	V6	3.8	150-1006	150-2043	51040
CHEVETTE	1981	1984	4L	1.4	150-1006	150-2043	51040
CHEVETTE	1982	1997	4L	1.6	150-1006	150-2043	51040
CAPRICE	1985	1989	V6	4.3	150-2016	150-2016	51036
CAPRICE	1999	2003	V8	5.7	150-2016	150-2016	51036
CAVALIER	1995	2002	4L	2.2	150-2016	150-2016	51036
CAVALIER	1992	1994	V6	3.1	150-2016	150-2016	51036
C-10	1985	1995	V6	4.3	150-2016	150-2016	51036
C-10	1995	1998	V6	4.3	150-2016	150-2016	51036
C-2500	1995	1998	V6	4.3	150-2016	150-2016	51036
CENTURY	1980	1986	V6	2.8	150-2016	150-2016	51036
CENTURY	1987	1990	V6	2.8	150-2016	150-2016	51036
CENTURY	1990	1996	V6	3.1	150-2016	150-2016	51036
CENTURY	1997	1998	V6	3.1	150-2016	150-2016	51036
CENTURY	1999	2002	V6	3.1	150-2016	150-2016	51036
CENTURY	1992	1999	V6	3.3	150-2016	150-2016	51036
CHEVY C2 SOHC 8 VALVE	2007	2009	4L	1.6	150-1006	150-2043	51040
CORSA	1996	1997	4L	1.3	150-1006	150-2043	51040
CORSA	1999	2004	4L	1.4	150-1006	150-2043	51040
CORSA	1992	2006	4L	1.6	150-1006	150-2043	51040
CORSA	2010	2011	4L	1.8	150-1006	150-2043	51040
CORSICA	1990	1996	V6	3.1	150-1006	150-2043	51040






## CATALOGO FILTROS ACEITE DENSO

MARCA MODELO	DESDE	HASTA	CIL.	MOTOR	ACEITE	NUEVO CODIGO	WIX
IMPALA	2000	2006	V6	3.8	150-1006	150-2043	51040
LUV	1999	2004	4L	2.3	150-1006	150-2043	51040
LUMINA			V6	3.8	150-1006	150-2043	51040
MALIBU	1997	2006	V6	3.1	150-1006	150-2043	51040
MALIBU	1978	1984	V6	3.8	150-1006	150-2043	51040
MERIVA LTS SOHC 8 VALVE	2007	2008	4L	1.8	150-1006	150-2043	51040
MONTANA	2006	2008	4L	1.8	150-1006	150-2043	51040
MONTECARLO	1979	2005	V6	3.8	150-1006	150-2043	51040
MONTECARLO V6 3.4 LT	1996	1997	V6	3.4	150-1007	150-2000	51361
MONZA	1984	1989	4L	1.8	150-1006	150-2043	51040
MONZA	1988	1991	4L	2.0	150-1006	150-2043	51040
ESTEEM	1997	2003	4L	1.6	150-1002	150-2062	51348
GRAND VITARAXL5	1999	2005	TODAS	TODOS	150-1002	150-2062	51348
GRAND VITARAXL7- 5 PTAS	2001	2007	V6	2.7 24 VALVE	150-1002	150-2062	51348
GRAND BLAZER V8 5.7 LTS	1993	1999	V8	5.7	150-2016	150-2016	51036
JIMNY	2000	2004	4L	1.3	150-1000	150-2010	51394
LUV CAB SENCILLA/ DOBLE	1996	1998	4L	2,3	150-1006	150-2043	51334
LUV CAB SENCILLA/ DOBLE	2001	2005	V6	3.2	150-1006	150-2043	51334
LUV D-MAX CAB	2006	2007	V6	3.5	150-1006	150-2043	51334
LUV D-MAX CAB (Diesel)	2005	2006	4L	3.0	150-1007	150-2000	51361
OPTRA LIMITED 16 VAL DOCH				1.8	150-1006	150-2043	51040
OPTRA DESIGNE 16 VAL DOCH				1.8	150-1006	150-2043	51040
OPTRA ADVANCE 16 VAL DOCH				1.8	150-1006	150-2043	51040
SUNFIRE				2.2			
SUNFIRE/Z-24	1998	2002		2.4	150-2007	150-2062	
SPARK	2006	2007	4L	1.0	150-1000	150-2010	51394
SUPER CARRY	1993	2005	4L	970cc	150-1002	150-2062	51348
SWIFT (TODOS)	1991	1997	4L	1.3/1.6	150-1002	150-2062	51348
SILVERADO	2007	2014	V8	5.3	150-2020	150-2020	57060
EXPRESS PASSENGER VAN	2007	2008	V8	6.0	150-2020	150-2020	57060
EXPRESS CARGO VAN VORTEC	2007	2008	V6	4.3	150-2016	150-2016	51036
IMPALA V8 5.7 LTS	1994	1996	V8	5.7	150-2016	150-2016	51036
LUMINA APV V6 3.1 LTS	1993	1995	V6	3.1	150-1007	150-2000	51361
LUMINA APV V6 3.4 LTS	1996	1996	V6	3.4	150-1007	150-2000	51361
S-10 V6 4.3 LTS 262	1991	1998	V6	4.3	150-1007	150-2000	51361
SAFARI V6 4.3 LTS 262	1991	1999	V6	4.3	150-1007	150-2000	51361
YUKON V8 5.7 LTS 350	1992	1995	V8	5.7	150-1007	150-2000	51361
YUKON V8 5.7 LTS 350	1996	1998	V8	5.7	150-1007	150-2000	51361
IMPALA SS	2007	2008	V8	5.3	150-2020	150-2020	57060
TAHOE	2006	2008	V8	5.3	150-2020	150-2020	57060
TRAIL BLAZER EXT V8 5.3 LT	2007	2008	V8	5.3	150-2020	150-2020	57060
VITARA inyection 4P	1997	2001	4L	1.6	150-1002	150-2062	51348
VITARA carburada 2P	1997	1999	4L	1.6	150-1002	150-2062	51348




## CATALOGO FILTROS ACEITE DENSO

MARCA MODELO	DESDE	HASTA	CIL.	MOTOR	ACEITE	NUEVO CODIGO	WIX
WAGON R+ (TODAS)	1999	2005	4L	1.2	150-1000	150-2010	51394
 <b>CINASCAR</b>							
ARAUCA X1 DOCH 16	2012	2016	4L	1.3 LTS	150-1002/03	150-2062/2010	53148
ORINOCO/TIGO	2012	2016	4L	1.8/2.0 LTS			
GRAND TIGER	2012	2016	4L	2.2 LTS	150-1002	150-2062	51348
GRAND TIGER	2012	2016	4L	2.4 LTS	150-1010	150-2003	51356
CHANA PICK UP	2006	2007	4L	1.0	150-1000	150-2010	51394
CHANA DOBLE CABINA	2006	2007	4L	1.0	150-1000	150-2010	51394
CHERY QQ	2006	2007	4L	1.1	150-1000	150-2010	51394
CHERY TIGGO	2006	2007	4L	2.4	150-1010	150-2003	51356
HAFEI LOBO	2006	2007	4L	1.1	150-1000	150-2010	51394
HAFEI ZHONGHIL	2006	2007	4L	1.2	150-1000	150-2010	51394
HAFEI XINYI	2006	2007	4L	1.3	150-1000	150-2010	51394
ZNA DONFENG	2012	2016	4L	2.4	150-1002/03	150-2062/2010	53148
SAIC WULING SUPER VAN CONFOT	2007	2007	4L	1.4	150-1000	150-2010	51394
SAIC WULING CARGO PANEL VAN	2006	2007	4L	1.0	150-1000	150-2010	51394
 <b>DAEWOO</b>							
LABO	1999	1999	3L	0.8	150-1002	150-2062	51348
LABO	2000	2003	3L	0.8	150-1002	150-2062	51348
MATIZ SE	1999	2004	3L	0.8	150-1000	150-2010	51394
TICO	1996	1999	3L	0.8	150-1000	150-2010	51394
 <b>DAIHATSU</b>							
CHARADE	1992	1994	4L	1.3	150-1000	150-2010	51394
FEROZA	1992	1992	4L	1.6	150-1000	150-2010	51394
HIJET	1992	1994	3L	1.0	150-1002	150-2062	51348
 <b>DODGE</b>							
BRISA	2006	2010	4L	1.3 LTS	150-1006	150-2043	51334
CALIBER/COMPASS	2007	2013	4L	2.0 LTS	150-2020	150-2020	57060
STHEALTH	1991	1997	V6	3.0 DOHC 24 VALVE	150-1006	150-2043	51334
STRATUS	2001	2001	V6	3.0 SOHC 24 VALVE	150-1006	150-2043	51334
PT CRUISER	2001	2006	4L	2.4 DOHC 16 VALVE	150-1002	150-2062	51348
NEON	1995	2006	4L	2.0	150-1002	150-2062	51348
CORONET V8 5.2LTS	1971	1973	V8	5.2 LTS	150-1004	150-2066	515515
DART 6L ALL MODELS	1965	1972	6L	3.7 LTS	150-1004	150-2066	51515
<b>FIAT</b>							
TEMPRA	1992	1998	4L	2.0	150-1002	150-2062	51348
FIORINO FURGON	2005	2007	4L	1.3	150-1009	150-1009	51356
PALIO (TODOS MOTOR FIRE)UNO	1996	2007	4L	1.3	150-1009	150-1009	51356




## CATALOGO FILTROS ACEITE DENSO

MARCA MODELO	DESDE	HASTA	CIL.	MOTOR	ACEITE	NUEVO CODIGO	WIX
PALIO	2007	2010	4L	1.4	150-1010/09	150-2003/1009	51356
PALIO/SIENA	2005	2009	4L	1.8			51359
IDEA	2006	2008	4L	1.8			51359
STRADA/STYLUS	2005	2007	4L	1.8			51359
FIORINO FURGON	1992	1999	4L	1.5/1.6			51085
FIORINO FURGON	2005	2010	4L	TODOS			51334
PUNTO	2008	2009	4L	1,4	150-1009	150-1009	51356
UNO S INYECTION	2000	2007	4L	1.3	150-1009	150-1009	51356
UNO	1992	1997	4L	1.0			51085
UNO	1991	1996	4L	1.3			51085
UNO	1986	1994	4L	1.5			51085
UNO	1991	1994	4L	1.6			51085
SIENA MOTOR FIRE	2005	2007	4L	1.3	150-1009	150-1009	51356
							
BRONCO (TODAS)	1992	1997	V8	5.0	150-1004	150-2066	51515
BRONCO	1989	1993	6L	4.9	150-1004	150-2066	51515
COUGAR GXL	1982	1985	V6	3.8	150-1004	150-2066	51515
CROWN VICTORIA	1992	1997	V8	4.6	150-1014	150-2075	51372
CROWN VICTORIA	1998	2006	V8	4.6	150-1014	150-2075	51372
ECOSPORT DURATECH	2004	2010	4L	2.0	150-1002	150-2062	51348
ECOSPORT TITANIUM	2014	2016	4L	2.0	150-1002	150-2062	51348
ECONOLINE	2001	2002	V8	5.4	150-1014	150-2075	51372
ESCAPE	2001	2007	V6	3.0 DOHC 24 VALVE	150-1014	150-2075	51372
ESCORT 160	1989	1990	4L	1.6	150-1002	150-2062	51348
ESCORT 160 B	1987	1991	4L	1.6 injection	150-1002	150-2062	51348
ESCORT GT	1991	1996	4L	1.8	150-1008	150-1008	51365
EXPEDITION	2000	2003	V8	5.4 SOHC 16 VALVE	150-1014	150-2075	51372
EXPEDITION	2004	2004	V8	5.4 SOHC 16 VALVE	150-1014	150-2075	51372
EXPEDITION	2005	2006	V8	5.4 SOHC 16 VALVE	150-1014	150-2075	51372
EXPEDITION	2007	2009	V8	5.4 TRITÓN	150-1014	150-2075	51372
EXPLORER (TODAS)	1992	1994	V6	4.0	150-1004	150-2066	51515
EXPLORER (TODAS)	1995	1996	V6	4.0	150-1004	150-2066	51515
EXPLORER (TODAS)	1997	1997	V6	4.0 SOHC 12 VALVE	150-1004	150-2066	51515
EXPLORER (TODAS)	1997	1998	V6	4.0 SOHC 12 VALVE	150-1004	150-2066	51515
EXPLORER (TODAS)	1999	2001	V6	4.0 SOHC 12 VALVE	150-1004	150-2066	51515
EXPLORER (TODAS)	2000	2001	V6	4.0 SOHC 12 VALVE	150-1014	150-2075	51372
EXPLORER (TODAS)	2002	2003	V6	4.0 SOHC 12 VALVE	150-1014	150-2075	51372
EXPLORER (TODAS)	2004	2006	V6	4.0 SOHC 12 VALVE	150-1014	150-2075	51372
EXPLORER EDDIE BAÜER	2001	2002	V8	4.6 SOHC 16 VALVE	150-1014	150-2075	51372
EXPLORER EDDIE BAÜER	2003	2005	V8	4.6 SOHC 16 VALVE	150-1014	150-2075	51372
EXPLORER SPORT TRAC/SPORT	2001	2005	V6	4.0 SOHC FFV	150-1014	150-2075	51372
F-150	1987	1991	6L	4.9	150-1004	150-2066	51515



## CATALOGO FILTROS ACEITE DENSO

MARCA MODELO	DESDE	HASTA	CIL.	MOTOR	ACEITE	NUEVO CODIGO	WIX
F-150	1992	1999	6L	4.9	150-1004	150-2066	51515
F-150	2000	2001	V8	5.4	150-1014	150-2075	51372
F-150	2002	2004	V8	5.4	150-1014	150-2075	51372
F-150 FX4 HARLEY DAVIDSON	2005	2007	V8	5.4 SOHC 24 VALVE	150-1014	150-2075	51372
F-150	1991	1991	V8	5.0	150-1004	150-2066	51515
F-150	1992	1995	V8	5.0	150-1004	150-2066	51515
F-150	1997	1998	V8	4.6	150-1014	150-2075	51372
F-150	1999	2007	V8	4.6	150-1014	150-2075	51372
F-350	2005	2007	V8	5.4 SOHC	150-1014	150-2075	51372
FESTIVA (TODOS CARBURADOS)	1991	1999	4L	1.3	150-1006	150-2043	51334
FESTIVA (TODOS INYECCIÓN)	2000	2001	4L	1.3	150-1008	150-1008	51365
FIESTA	1994	2000	4L	1.3/1.4	150-1002	150-2062	51348
FIESTA POWER SOHC 8 VALVE	2001	2013	4L	1.6 LTS	150-1006	150-2043	51334
FIESTA.MOVE	2013	2014	4L	1.6 LTS	150-1006	150-2043	51334
FIESTA TITANIUM SOHC 8 VALVE	2014	2016	4L	1.6 LTS	150-1002/03	150-2062/2010	51348
KA	2005	2008	4L	1.6 LTS	150-1006	150-2043	51334
FOCUS DURATEC	2007	2010	4L	2.0 LTS	150-1002	150-2062	51348
FUSION	2007	2007	V6	3.0 DURATEC 24 VALVE	150-1014	150-2075	51372
GRANADA / MUSTANG	1981	1985	V6	3.8	150-1004	150-2066	51515
GRAND MARQUIS	1992	1997	V8	4.6	150-1014	150-2075	51372
GRAND MARQUIS	1998	2006	V8	4.6	150-1014	150-2075	51372
LASER	1995	2004	4L	1.6/1.8 LTS	150-1008	150-1008	51365
LTD /MAVERICK /MUSTANG	1968	1985	6L / V8	3.3/ 4.1/ 5.0/ 6.6	150-1004	150-2066	51515
MUSTANG	1991	1995	V8	5.0	150-1004	150-2066	51515
MUSTANG GT	1999	2005	V8	4.6	150-1014	150-2075	51372
MUSTANG GT	2006	2007	V8	4.6 SOHC 24 VALVE	150-1014	150-2075	51372
RANGER CAB SENCILLA/ DOBLE	1991	1992	V6	4.0	150-1004	150-2066	51515
RANGER CAB SENCILLA/ DOBLE	1993	1994	V6	4.0	150-1004	150-2066	51515
RANGER CAB SENCILLA/ DOBLE	1995	1997	V6	4.0	150-1004	150-2066	51515
RANGER CAB SENCILLA/ DOBLE	1998	2000	V6	4.0	150-1004	150-2066	51515
RANGER CAB SENCILLA/ DOBLE	2000	2000	V6	4.0	150-1004	150-2066	51515
RANGER CAB SENCILLA/ DOBLE	2001	2004	V6	4.0	150-1014	150-2075	51372
RANGER CAB SENCILLA/ DOBLE	2005	2007	4L	23 DOHC 16 VALVE	150-1014	150-2075	51372
TAURUS	1996	1999	V6	3.0 DOHC	150-1014	150-2075	51372
 <b>HONDA</b>							
ACCORD EX/ Exi/ LX	1994	1997	4L	2.2	150-1006	150-2043	51334
ACCORD EX/ Exi/ LX VTEC	1998	2002	4L	2.2 / 2.3	150-1006	150-2043	51334
ACCORD EX	2004	2007	4L	2.4 iVTEC	150-1010	150-2003	51356
ACCORD EX	2004	2006	V6	3.0 iVTEC 24 VALVE	150-1010	150-2003	51356
CIVIC 4ta Generación carburado	1992	1996	4L	1.5 /1.6	150-1006	150-2043	51334
CIVIC 4ta Generación inyección	1992	1996	4L	1.6	150-1006	150-2043	51334
CIVIC 5ta Generación inyección	1996	1999	4L	1.5/1.6/1.8	150-1006	150-2043	51334





## CATALOGO FILTROS ACEITE DENSO

MARCA MODELO	DESDE	HASTA	CIL.	MOTOR	ACEITE	NUEVO CODIGO	WIX
CIVIC 6ta Generación inyección	1999	2000	4L	1.6	150-1006	150-2043	51334
CIVIC 7ma Generación inyección	2001	2006	4L	1.6/ 1.7/ 1.8	150-1006	150-2043	51334
CIVIC 8va Generación inyección(Emotion)	2006	2007	4L	1.8 iVTEC 16 VALVE	150-1010	150-2003	51356
CR-V	2000	2001	4L	2.0	150-1006	150-2043	51334
CR-V LX / EX	2002	2007	4L	2.4 iVTEC 16 VALVE	150-1010	150-2003	51356
FIT LX	2004	2007	4L	1.3 i-DSI 8 VALVE	150-1010	150-2003	51356
INTREGRA LS	1996	1999	4L	1.8	150-1006	150-2043	51334
LEYEND (ACURA 3.5 Importado)	2007	2007	V6	3.5 SOHC 24 VALVE	150-1010	150-2003	51356
LEYEND (ACURA 3.5 Importado)	1999	2003	V6	3.5	150-1006	150-2043	51334
LEYEND LS	1997	2002	V6	3.2	150-1006	150-2043	51334
ODYSSEY	1997	1999	4L	2.2	150-1006	150-2043	51334
ODYSSEY	1999	2002	V6	3.5 VTEC	150-1006	150-2043	51334
ODYSSEY	2003	2007	V6	3.5 VTEC	150-1010	150-2003	51356
PILOT EX	2005	2007	V6	3.5 SOHC 24 VALVE	150-1010	150-2003	51356
PRELUDE Si	1992	1996	4L	2.3	150-1006	150-2043	51334
VIGOR GS	1992	1994	5L	2.5	150-1006	150-2043	51334

## HYUNDAI

ACCENT (Todos)	1996	2006	4L	1.5	150-1006	150-2043	51334
ATOS GLS	2005	2006	4L	1.1	150-1008	150-1008	51365
COUPETIBURON	2000	2001	4L	2.0	150-1006	150-2043	51334
COUPETIBURON	2003	2004	4L	2.0	150-1006	150-2043	51334
COUPETIBURON (New Tiburon)	2005	2007	V6	2.7 DOHC 24 VALVE	150-1006	150-2043	51334
ELANTRA GLS	1992	1994	4L	1.6	150-1006	150-2043	51334
ELANTRA	1996	2003	4L	1.8	150-1006	150-2043	51334
ELANTRA GLS / GL	2001	2007	4L	2.0 DOHC 16 VALVE	150-1006	150-2043	51334
EXCEL	1992	1999	4L	1.5	150-1006	150-2043	51334
GALLOPER 4P	1998	2003	V6	3.0	150-1006	150-2043	51334
GETZ	2006	2007	4L	1.3 /1.6	150-1006	150-2043	51334
H1 PANEL	2006	2007	4L	2.4	150-1010	150-2003	51356
MATRIX	2002	2005	4L	1.8	150-1010	150-2003	51356
SANTA FE	2001	2006	V6	2.7	150-1006	150-2043	51334
SANTA FE (New Model)	2006	2007	V6	2.7	150-1006	150-2043	51334
SCOUPE LS	1992	1993	4L	1.5	150-1006	150-2043	51334
SCOUPE LS	1994	1995	4L	1.5	150-1006	150-2043	51334
SONATA	1992	1994	V6	3.0	150-1006	150-2043	51334
SONATA	1995	1998	TODOS	TODOS	150-1006	150-2043	51334
SONATA	2000	2001	V6	2.5	150-1006	150-2043	51334
SONATA	2003	2005	V6	2.7	150-1006	150-2043	51334
SONATA	2004	2006	4L	2.4	150-1006	150-2043	51334
SONATA	1997	1998	V6	3.0	150-1006	150-2043	51334
TUCSON GL	2005	2007	4L	2.0	150-1006	150-2043	51334
VERNA GLS/ GT	2002	2004	4L	1.5	150-1006	150-2043	51334



## CATALOGO FILTROS ACEITE DENSO

MARCA MODELO	DESDE	HASTA	CIL.	MOTOR	ACEITE	NUEVO CODIGO	WIX
<b>ISUZU</b>							
CARIBE 442	1983	1985	4L	2.0	150-1006	150-2043	51334
CARIBE 442	1986	1993	4L	2.3/2.6	150-1006	150-2043	51334
J30	1993	1997	V6	3.0	150-1007	150-2000	51361
Q45	1990	1997	V8	4.5	150-1007	150-2000	51361
AMIGO XS	1992	1995	4L	2.6	150-1006	150-2043	51334
AMIGO XS / RODEO	1993	2004	V6	3.2	150-1006	150-2043	51334
STYLUS	1992	1993	4L	1.6	150-1006	150-2043	51334
TROOPER	1992	2002	V6	3.2/ 3.5	150-1006	150-2043	51334
<b>KIA MOTORS</b>							
CARENS	2005	2006	4L	2.0	150-1010	150-2003	51356
CARNIVAL GS /LS	2001	2004	V6	2.5	150-1010	150-2003	51356
CERATO	2005	2007	4L	1.6 DOHC 16 VALVE	150-1010	150-2003	51356
CERATO	2007	2007	4L	2.0 DOHC 16 VALVE	150-1006	150-2043	51334
K-2700	2001	2005	4L	2.7	150-1010	150-2003	51356
OPIRUS	2004	2007	V6	3.5	150-1010	150-2003	51356
OPTIMA	2001	2006	TODOS	TODOS	150-1010	150-2003	51356
PICANTO GL / GLS	2005	2007	4L	1.1 SOHC 12 VALVE	150-1008	150-1008	51365
RIO HATCHBACK/ LS/ RS/ TAXI	2001	2006	4L	1.3/ 1.5	150-1010	150-2003	51356
RIO	2006	2007	4L	1.6 DOHC 16 VALVE	150-1010	150-2003	51356
SEDONA EX	2003	2006	V6	3.5	150-1010	150-2003	51356
SEPHIA	1996	1997	4L	1.8	150-1010	150-2003	51356
SEPHIA LS/ XLS/ TAXI	1998	2003	4L	1.5/ 1.8	150-1008	150-1008	51365
SHUMA GS	2000	2004	4L	1.8	150-1008	150-1008	51365
SORENTO	2003	2005	V6	3.5	150-1010	150-2003	51356
SPECTRA LS	2000	2004	4L	1.8	150-1010	150-2003	51356
SPORTAGE	2000	2002	4L	2.0	150-1010	150-2003	51356
SPORTAGE	2005	2007	V6	2.7	150-1006	150-2043	51334
<b>LAND-ROVER</b>							
RANGER ROVER	1987	1992	V8	3.5/ 3.9	150-1004	150-2066	51515
RANGER ROVER	1993	1994	V8	3.9/ 4.2	150-1004	150-2066	51515
<b>LEXUS</b>							
ES300	1997	1997	V6	3.0	150-1002	150-2062	51348
LS400	1992	1994	V8	4.0	150-1002	150-2062	51348
LS400	1999	1999	V8	4.0	150-1002	150-2062	51348
SC300	1992	1994	6L	3.0	150-1002	150-2062	51348
SC400	1992	1999	V8	4.0	150-1002	150-2062	51348



## CATALOGO FILTROS ACEITE DENSO

MARCA MODELO	DESDE	HASTA	CIL.	MOTOR	ACEITE	NUEVO CODIGO	WIX
							
323 (Todos Inyección)	2000	2003	4L	1.3	150-1010	150-2003	51356
323 (Todos Inyección)	2000	2003	4L	1.3	150-1008	150-1008	51365
626 (TODOS)	1993	1998	4L	2.0	150-1008	150-1008	51365
626 (TODOS)	1999	2006	4L	2.0	150-1008	150-1008	51365
929	1991	1994	V6	3.0	150-1010	150-2003	51356
ALLEGRO (TODOS)	1992	2007	4L	TODOS	150-1008	150-1008	51365
B-2600	2003	2007	4L	2.6 G6E 12 VALVE	150-1008	150-1008	51365
B-4000	1999	1999	V6	4.0	150-1004	150-2066	51515
B-4000	2000	2001	V6	4.0	150-1004	150-2066	51515
B-4000	2002	2006	V6	4.0	150-1014	150-2075	51372
DEMIO	2003	2007	4L	1.5 SOHC 16 VALVE	150-1008	150-1008	51365
MAZDA 3	2005	2007	4L	1.6 DOHC 16 VALVE	150-1002	150-2062	51348
MAZDA 3	2005	2007	4L	2.0 DOHC 16 VALVE	150-1002	150-2062	51348
MIATA	1995	1998	4L	1.8	150-1010	150-2003	51356
MIATA	1999	2003	4L	1.8	150-1008	150-1008	51365
MPV LC30	1992	1998	V6	3.0	150-1010	150-2003	51356
MPV LC45	1991	1994	4L	2.6	150-1010	150-2003	51356
MX-3	1992	1995	4L	1.6	150-1010	150-2003	51356
MX-3	1992	1994	4L	1.8	150-1010	150-2003	51356
MX-6	1993	1997	V6	2.5	150-1010	150-2003	51356
PROTEGE LX	1992	1994	4L	1.8	150-1010	150-2003	51356
							
DIAMANTE	1997	2004	V6	3.5	150-1010	150-2003	51356
DIAMANTE LS	1992	1994	V6	3.0	150-1006	150-2043	51334
ECLIPSE GS	1993	1995	4L	2.0	150-1010	150-2003	51356
ECLIPSE	1996	1999	4L	2.0 DOHC	150-1010	150-2003	51356
ECLIPSE	2000	2005	4L	2.4	150-1010	150-2003	51356
EXPO VAN	1993	1995	4L	2.4	150-1010	150-2003	51356
GALANT	1996	1999	4L	2.0	150-1010	150-2003	51356
GALANT	1996	1998	4L	2.4	150-1010	150-2003	51356
GALANT 2.5VR/ SUPER SPORT	2004	2006	V6	2.5 SOHC 24 VALVE	150-1010	150-2003	51356
L-200	1996	1998	4L	2.0	150-1010	150-2003	51356
LANCER Carburado	1992	1999	4L	1.3/ 1.5/ 1.6	150-1010	150-2003	51356
LANCER Inyección	2000	2007	4L	1.3/ 1.6/ 1.8	150-1010	150-2003	51356
LANCER Inyección	1998	1999	4L	1.8	150-1010	150-2003	51356
LANCER TOURING	2000	2002	4L	2.0	150-1010	150-2003	51356
LANCER TOURING	2003	2007	4L	2.0 SOHC 16 VALVE	150-1010	150-2003	51356
MF	1999	2004	V6	2.5 DOHC 24 VALVE	150-1006	150-2043	51334
MIRAGE	1997	2000	4L	1.8	150-1010	150-2003	51356
MONTERO 3P / 5P	1992	1993	V6	3.0	150-1006	150-2043	51334



## CATALOGO FILTROS ACEITE DENSO

MARCA MODELO	DESDE	HASTA	CIL.	MOTOR	ACEITE	NUEVO CODIGO	WIX
MONTERO 3P / 5P	1994	1999	V6	3.0	150-1006	150-2043	51334
MONTERO DAKAR	2000	2007	V6	3.0 SOHC 12 VALVE	150-1010	150-2003	51356
MONTERO 5P	1994	1998	V6	3.5	150-1006	150-2043	51334
MONTERO LIMITE 3P/ 5P	2005	2007	V6	3.8 SOHC 24 VALVE	150-1010	150-2003	51356
MONTERO SPORT	2000	2007	V6	3.0 SOHC 24 VALVE	150-1010	150-2003	51356
OUTLANDER GLX	2005	2007	4L	2.4 SOHC MIVEC 1V6	150-1010	150-2003	51356
SIGMA	1992	1996	V6	3.0 DOHC 24 VALVE	150-1006	150-2043	51334
SIGNO FAMILIAR / GLI	2002	2007	4L	1.3 SOHC 12 VALVE	150-1010	150-2003	51356
SPACE WAGON	1993	1999	V6	2.4	150-1010	150-2003	51356
SPACE WAGON	2000	2004	V6	2.4	150-1010	150-2003	51356
SPACE WAGON	1997	1999	4L	1.8	150-1010	150-2003	51356

## NISSAN

300 SX	1992	1994	V6	3.0	150-1007	150-1007	51361
350 Z	2003	2007	V6	3.5 DOHC 24 VALVE	150-1008	150-1008	51365
ALTIMA S	1994	1997	4L	2.4	150-1007	150-1007	51361
ALTIMA S	1998	2001	4L	2.4	150-1010	150-2003	51356
ALTIMA S	2005	2007	4L	2.5 DOHC 16 VALVE	150-1010	150-2003	51356
ALTIMA SE/ MURANO	2004	2007	V6	3.5 DOHC 24 VALVE	150-1010	150-2003	51356
MAXIMA 30 GV / SE	1990	1994	V6	3.0	150-1007	150-1007	51361
MAXIMA 30 GV / SE	1995	1999	V6	3.0	150-1010	150-2003	51356
MAXIMA 30 GV / SE	2000	2001	V6	3.0	150-1010	150-2003	51356
PANTHFINDER	1996	2004	V6	3.3 / 3.5	150-1010	150-2003	51356
PANTHFINDER LE/ LE LUX	2005	2007	V6	4.0 DOHC 24 VALVE	150-1008	150-1008	51365
PATROL GL / SGL	2005	2007	6L	4.8 DOHC 24 VALVE	150-1008	150-1008	51365
PICK UP D-21 CAB SENSILLA / DOBLE	1993	1997	4L	2.4	150-1007	150-1007	51361
PICKUP-CHASIS	2000	2005	V6	3.3	150-1010	150-2003	51356
PRIMERA GX / GXE	1996	2004	4L	2.0	150-1015	150-1015	51396
QUEST XE	1993	1997	V6	3.0	150-1007	150-1007	51361
SENTRA	1996	1999	4L	1.8	150-1008	150-1008	51365
SENTRA 1.8 XE/ GXE	2000	2007	4L	1.8	150-1008	150-1008	51365
SENTRA AD W	1995	1998	4L	2.0	150-1008	150-1008	51365
SENTRA BASICO B13/ EX/ SUPER SALOON	1991	1999	4L	1.6	150-1007	150-1007	51361
SENTRA CLASICO B14/ EX/ SUPER SALOON	2000	2002	4L	1.6	150-1007	150-1007	51361
SENTRA (New Model)	2007	2008	4L	2.0 DOHC 16 VALVE	150-1008	150-1008	51365
TERRANO ESPECIAL	2002	2003	V6	3.3	150-1004	150-2066	51515
TITAN PICK UP/ ARMADA	2005	2006	V8	5.6	150-1007	150-1007	51361
XTRAIL	2000	2004	4L	2.4	150-1010	150-2003	51356
XTRAIL	2005	2007	4L	2.5 DOHC 16 VALVE	150-1008	150-1008	51365
XTRAIL	2001	2005	V6	3.3	150-1010	150-2003	51356

## RENAULT

TWINGO	1996	2005	4L	1,2 MULTIPUNTO	150-1011	150-1011	
--------	------	------	----	----------------	----------	----------	--



## CATALOGO FILTROS ACEITE DENSO

MARCA MODELO	DESDE	HASTA	CIL.	MOTOR	ACEITE	NUEVO CODIGO	WIX
<b>SUBARU</b> 							
FORESTER 2.5 XT	2005	2007	4H	2.5 DOHC 1V6 TURBOCAR	150-1008	150-1008	51365
IMPREZA GL/ ALT	1997	1999	4L	TODOS	150-1006	150-2043	51334
IMPREZA GL/ GX/ WRX	2000	2003	4L/ 4B	TODOS	150-1006	150-2043	51334
IMPREZA 2.0 R	2005	2007	4H	2.0 DOHC 16 VALVE	150-1008	150-1008	51365
IMPREZA WRX	2005	2007	4H	2.5 DOHC 1V6 TURBOCAR	150-1008	150-1008	51365
JUSTY GL	1990	1992	3L	1.2 Inyección	150-1008	150-1008	51365
LEGACY 2.0 R	2005	2007	4H	1.9 DOHC 16 VALVE	150-1008	150-1008	51365
LEGACY 3.0 R	2005	2007	6H	3.0 DOHC 24 VALVE	150-1006	150-2043	51334
LEGACY 2.5 GX	2000	2000	V6	2.5	150-1006	150-2043	51334
LEGACY 2.0 DW/ GL/ SW	1997	1999	4L	2.2	150-1006	150-2043	51334
LEGACY 4WD/ L	1996	1999	4H	2.5	150-1006	150-2043	51334
LEGACY 4WD/ L	2000	2001	4H	2.5	150-1006	150-2043	51334
OUTBACK 2.5 i	2005	2007	4H	2.5 SOHC 16 VALVE	150-1008	150-1008	51365
OUTBACK 3.0 R	2005	2007	6H	3.0 DOHC 24 VALVE	150-1006	150-2043	51334
SVX	1992	1993	6H	3.3	150-1006	150-2043	51334
TRIBECA B9	2006	2006	4H	2.5	150-1006	150-2043	51334
<b>SUZUKI</b> 							
SIDEKICK JX	1991	1996	4L	1.6	150-1002	150-2062	51348
SIDEKICK JX	1997	1997	4L	1.6	150-1002	150-2062	51348
<b>TOYOTA</b> 							
FO4RUNNER	1996	2002	4V6	2.53.4	150-1002	150-2062	51348
4RUNNER	2003	2007	V6	4.0 DOHC 24V WT-i	150-1003	150-2010	
4RUNNER	2003	2007	V8	47 DOHC 32V WT-i	150-1003	150-2010	
AVALON	2000	2002	V6	3.0	150-1002	150-2062	51348
CAMRY	2002	2006	4L	2.4	150-1002	150-2062	
CAMRY GL	1992	2000	4L	2.2 5SFE	150-1001	150-1001	51394
CAMRY LUMIERE	2000	2001	V6	3.0 1MZFE	150-1001	150-1001	51348
CAMRY LUMIERE	2002	2006	V6	3.0 1MZFE	150-1001	150-1001	51348
CAMRY LUMIERE (New Camry)	2007	2007	V6	3.5 DOHC 24V WT-i	150-1001	150-1001	
CAMRY XLE	1992	2001	V6	3.0	150-1001	150-1001	51348
CAMRY XLE	2002	2004	V6	3.0	150-1001	150-1001	51348
CELICA	1992	1993	4L	2.0	150-1000	150-2010	
CELICA	1994	1999	4L	2.0	150-1000	150-2010	51394
CELICA	2000	2004	4L	1.8 2ZZGE	150-1000	150-2010	51394
CELICA	2005	2006	4L	1.8	150-1000	150-2010	51394
CELICA GT	1991	1993	4L	1.6	150-1000	150-2010	51394
CELICA GT-S Nacional	1992	1996	4L	2.2 5SFE	150-1000	150-2010	51394
CELICA GT-S Importado	1992	1996	4L	2.2 5SFE	150-1000	150-2010	51394
CELICA GT-S	1997	2000	4L	2.2 5SFE	150-1000	150-2010	51394



## CATALOGO FILTROS ACEITE DENSO

MARCA MODELO	DESDE	HASTA	CIL.	MOTOR	ACEITE	NUEVO CODIGO	WIX
CHASSIS CABINA LARGA	1992	2004	6L	4.5	150-1004	150-2066	51515
COROLLA Avila Carburado	1986	1989	4L	1.6 Carb.	150-1000	150-2010	51348
COROLLA Araya Carburado	1990	1990	4L	1.6 16 VALVE	150-1000	150-2010	
COROLLA Araya Carburado	1991	1993	4L	1.6 16 VALVE	150-1002	150-2062	51394
COROLLA Baby Camry Carburado	1993	1998	4L	1.6 16 VALVE	150-1000	150-2010	51394
COROLLA Inyección	1994	2003	4L	1.6/ 1.8	150-1000	150-2010	51394
COROLLA (New Sensation)	2003	2007	4L	TODOS WT-i 16 VALVE	150-1000	150-2010	51394
DYNA 4L 3.6 LTS	1996	2003	4L	3.6 LTS	150-1004	150-2066	51515
DYNA 4L 3.7 LTS	1991	2003	4L	3.7 LTS	150-1004	150-2066	51515
FJ CRUISER	2007	2007	V6	4.0 DOHC 24V WT-i	150-1003	150-2010	51348
FJ 40/ 45/ 55/ 60	1965	1986	6L	4.2	150-1004	150-2066	51515
FORTUNER	2006	2007	V6	4.0 DOHC 24V WT-i	150-1003	150-2010	
HILUX CAB Carburado	1995	1999	4L	2.4 CARB.	150-1002	150-2062	51348
HILUX CAB Inyección	2000	2005	4L	2.4 INY.	150-1003	150-2010	
HILUX CAB Inyección	2006	2007	4L	2.7 DOHC 1V6 WT-i	150-1003	150-2010	51348
HILUX KAVAK	2006	2007	V6	4.0 DOHC 24V WT-i	150-1003	150-2010	
MERÚ	2004	2007	4L	2.7 3RZ-FETwin Cam	150-1002	150-2062	51348
MR2 BASICO	1992	1994	4L	2.2	150-1000	150-2010	51394
PASEO	1992	1998	4L	1.5	150-1000	150-2010	51394
PICK UP LAND CRUISER (FJ75)	1986	1992	6L	4.0	150-1004	150-2066	51515
PICK UP LAND CRUISER /AUTANA	1992	2003	6L	4.5	150-1004	150-2066	51515
PICK UP LAND CRUISER (FZJ79)	2003	2005	6L	4.5 1FZ-FE	150-1003	150-2010	
PRADO	2000	2006	V6	3.4 FOUR CAM 24	150-1003	150-2010	51348
PREVIA VAN	1992	1997	4L	2.4	150-1003	150-2010	51348
PREVIA VAN	2006	2007	4L	2.4 1V6 DOHC WT-i	150-1003	150-2010	
RAV 4	1997	2000	4L	2.0	150-1000	150-2010	51394
RAV 4	2001	2004	4L	2.0	150-1000	150-2010	51394
SAMURAI (FJ62LGM-5VE) Motor 2F	1988	1992	6L	4.0	150-1004	150-2066	51515
SAMURAI (FJ62LGP-3VE) Motor 3F	1985	1987	6L	4.0	150-1004	150-2066	51515
SAMURAI 4500 Autana/ Burbuja	1992	1999	6L	4.5 24 VALVE	150-1004	150-2066	51515
SAMURAI 4500 Autana/ Burbuja	2000	2007	6L	4.5 24 VALVE	150-1003	150-2010	
SIENNA	1998	2003	V6	3.0 1MZFE	150-1002	150-2062	51348
SIENNA	2004	2006	V6	3.3 3MZFE	150-1002	150-2062	51348
SKY	1991	1993	4L	1.6	150-1002	150-2062	51394
STARLET	1992	1999	4L	1.3	150-1002	150-2062	51394
TDU (JF70) MACHITO	1986	1987	6L	4.0	150-1004	150-2066	51515
TDU (JF70) MACHITO Motor 3F Carburado	1988	1992	6L	4.0	150-1004	150-2066	51515
TDU (JF70) MACHITO Motor 3F Carburado	1992	1999	6L	4.5	150-1004	150-2066	51515
TDU (JF70) MACHITO Motor 3F Inyección	2000	2002	6L	4.5 1FZ-FE	150-1003	150-2010	
TDU (FJ70/FZJ78) Machito Motor 3F Inyección	2003	2006	6L	4.5 1FZ-FE	150-1003	150-2010	
TERCEL DX	1991	1999	4L	1.5	150-1000	150-2010	51394
TERIOS (TODAS)	2001	2007	4L	1.3 Twin Cam WT-i	150-1000	150-2010	51394
TUNDRA	2000	2004	V6	3.4	150-1003	150-2010	51348
YARIS	2000	2005	4L	1.3	150-1000	150-2010	51394
YARIS NEW MODEL / SPORT	2006	2007	4L	1.3 2NZ-FE WT-i 1V6	150-1000	150-2010	51394
YARIS BELTA	2007	2007	4L	1.5 1NZ-FE WT-i	150-1000	150-2010	51394

## CEPILLOS LIMPIAPARABRISAS DISEÑO CONVENCIONAL

LARGO	TIPO DE CONEXIÓN					
	7mm WIDE	TW IN-SCREW	9X3	9X4	3/16"PIN	1/4"PIN
	BAYONET	SIDE SADDLE	HOOK TYPE	HOOK TYPE		
12" /300mm			160-1112			
13" /330mm			160-1113			
14" /355mm	160-1114	160-1214	160-1114 160-3114		160-1114	
15" /380mm			160-1115		160-1115	
16" /405mm	160-1116		160-1116 160-3116		160-1116	
17" /430mm		160-1217	160-1117 160-3117		160-1117	
18" /455mm	160-1118		160-1118 160-3118		160-1118	
19" /480mm		160-1219	160-1119 160-1419 160-3119	160-1419	160-1119	160-1419
20" /510mm			160-1120 160-1420 160-3120	160-1420	160-1120	160-1420
21" /525mm		160-1221	160-1421 160-3121	160-1421		160-1421
22" /550mm			160-1422 160-3122	160-1422		160-1422
23" /585mm						
24" /600mm			160-1124 160-1424 160-3124	160-1424		160-1424
26" /650mm			160-1126 160-1426 160-3126	160-1426		160-1426
25" /700mm			160-1428 160-3128	160-1428		

## Cepillos Limpia Parabrisas Denso

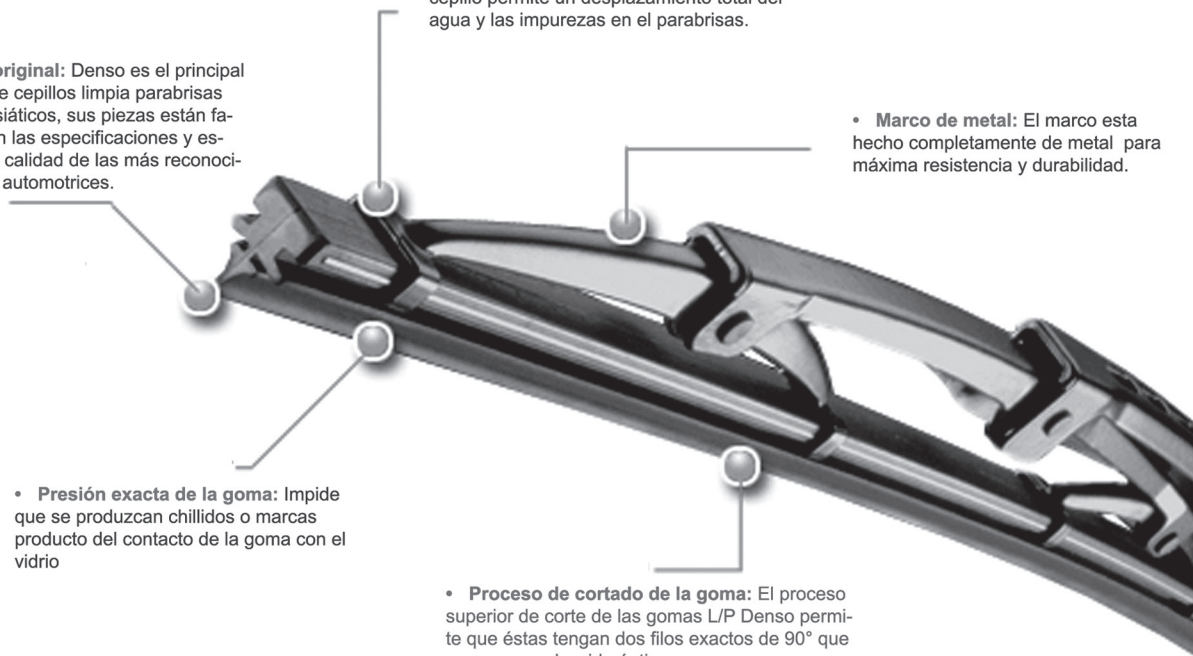
• **Equipo original:** Denso es el principal fabricante de cepillos limpia parabrisas de carros asiáticos, sus piezas están fabricadas con las especificaciones y estándares de calidad de las más reconocidas marcas automotrices.

• **Puntos de Contacto:** Una distribución constante de la presión a través de todo el cepillo permite un desplazamiento total del agua y las impurezas en el parabrisas.

• **Marco de metal:** El marco esta hecho completamente de metal para máxima resistencia y durabilidad.

• **Presión exacta de la goma:** Impide que se produzcan chillidos o marcas producto del contacto de la goma con el vidrio

• **Proceso de cortado de la goma:** El proceso superior de corte de las gomas L/P Denso permite que éstas tengan dos filos exactos de 90° que aseguran un barrido óptimo.











# DENSO



Vea la familia completa de productos DENSO para el mercado de piezas de repuesto.

Alternadores • Filtros De Aire De Cabina • Compresores • Condensadores • Bobinas De Encendido Directo (Bobinas Sobre Bujías - COP)  
Evaporadores • Filtros De Aire • Inyectores De Combustible • Juegos De Cables De Encendido  
Sensores De Oxígeno Y De Aire/combustible • Radiadores • Relés • Arrancadores • Cepillos Limpia Parabrisas  
Sistema De Control Del Motor • Sistemas De Monitoreo De Presión De Neumáticos.





Scan this QR Code® with your smart phone.  
Escanee este código QR® con su teléfono inteligente.